

Metal Stamping **NEW!**

Using stamps to personalize metal jewelry and accessories is the hottest trend around! Learn the proper way to stamp letters, punctuation, and designs to achieve great results. All tools will be provided, and instructor will bring a variety of metal blanks to purchase for stamping. Blanks will be purchased at class (\$10 and up). Feel free to bring your own blanks (subject to approval by instructor). No prior jewelry making experience necessary. Class size limited to 5, so call now to register! Fee \$20

Arctr 99*07 T, Sep 27 6:30-8:30 pm Looft Hall 1 time
Arctr 99*08 T, Nov 15 6:30-8:30 pm Looft Hall 1 time



Viking Knit Bracelet **NEW!**

Learn to make your own Viking Knit chain using fine gauge wire and a few tools. A hollow wire weave, your finished bracelet (or necklace) is strong and supple, and looks great on its own. You can also use it as a chain for Pandora-style beads! Bring a bag lunch (or plan to run out for a quick sandwich) while it takes time to complete the project, it's well worth it when you see your finished piece! Instructor will supply all tools (students can purchase tools during class if they wish) and kit. Kit includes Artistic Wire in silver color, silver-plated magnetic clasp, silver-plated end cones, and printed instructions. Kit fee (payable to instructor at class) \$25. Fee \$20

Arctr 99*09 S, Oct 22 10 am-2 pm Looft Hall 1 time



 **Lynn Kvigne, Jewelry**



Thanksgiving Centerpiece

What envisions autumn holidays better than pumpkins! Join us for a fun evening creating a floral arrangement for your holiday table using a fresh pumpkin as the container and seasonal flowers and fillers as the pizzazz.

\$15 materials fee paid to instructor during class. Fee \$15
Home 99*01 Th, Nov 10 6:30-8:30 pm Dodge Hall 1 time

Winter Centerpiece

With the holidays right around the corner, let's have fun creating a beautiful table centerpiece using fresh evergreens and various holiday-themed add-ins. Hot chocolate and holiday music will keep us in a festive spirit! Bring a friend and have fun! \$15 materials fee paid to instructor during class. Fee \$15

Home 99*02 Th, Dec 1 6:30-8:30 pm Dodge Hall 1 time



For more information or to register
CALL 712-325-3255 or 3252
dnorman@iwcc.edu







Scan with your Smartphone to go to our Continuing Education webpage!



Arts and Crafts

Featuring Artists

-  **Dixie Tepner-Craft, Bob Ross**
-  **Thomas Hamilton, Pottery**
-  **Gloria Lawman, Crafts**
-  **Lynn Kvigne, Jewelry**



General Interest Fall 2011

Iowa Western Community College
Continuing Education, Looft Hall
2700 College Road
Council Bluffs, IA 51503
712-325-3255
www.iwcc.edu



Gloria Lawman, Crafts



Halloween Pole

Ghosts, and cats, and candy corn, oh my! Your Halloween visitors will enjoy being welcomed by a happy ghost with a sign to "Boo Hollow," a puzzled black cat with a sign to "Black Cat Path," and a colorful candy corn pointing the way to "Candy Corner." Bring a friend and have fun making a decoration you'll be able to take home and display right away. \$14 materials fee paid to instructor during class. Apprx. size is 38" x 12". Must register by September 23! Fee \$20

Artcr 99*02 W, Sep 28 6:30-8:30 pm Looft Hall 1 time

Fall Blessings Pole

October is a fantastic time to make this fall decoration everyone will love! You can place it anywhere to decorate for the autumn season. A large, orange pumpkin is nestled between a charming Mr. Scarecrow and a bewildered looking Tom the Turkey. All are attached to a standing pole with a "Fall Blessings" sign. Bring a fall leaf garland to wrap around the pole for a personal touch! \$14 materials fee paid to instructor during class. A fun craft for everyone! Apprx. size is 36" x 12". Email dnorman@iwcc.edu for a picture. Must register by October 21! Fee \$20



Artcr 99*03 W, Oct 26 6:30-8:30 pm Looft Hall 1 time

Christmas Bulb Ornament and Standing Reindeer



Start off the holiday season by making both of these festive decorations all in one night! The whimsical Christmas Bulb Ornament with a strip of fabric and snow-covered pine branches will dress up your wall or front porch. Impress your family and friends when they find out you handmade this adorable standing Reindeer with stick antlers, wreath collar, and heart shaped "Merry Christmas" sign. Great gifts for family and friends! You can choose to make 1 or both! Just let us know when you register. \$28 materials fee for both or \$14 for 1 paid to instructor during class. Sizes 18" round for Ornament and 24" x 8" (including antlers) for Reindeer. Email dnorman@iwcc.edu for a picture. Must register by November 11! Fee \$20

Artcr 99*04 W, Nov 16 6:30-8:30 pm Looft Hall 1 time



Large Hanging Snowman Face

Gloria will show you how to make this delightful and inviting Frosty snowman to decorate your wall or front door all winter long. He is wearing a tall black hat made with 3 separate wooden pieces wired together and decorated with rusty or wood stars, a strip of fabric, winter floral greenery, and large bell. He has a long orange triangular nose, rosy cheeks, and wide dotted smile. \$14 materials fee paid to instructor during class. Arrive ready to paint, decorate, and have fun! Size 36" x 16". Email dnorman@iwcc.edu for a picture. Must register by November 30! Fee \$20

Artcr 99*05 M, Dec 5 6:30-8:30 pm Looft Hall 1 time



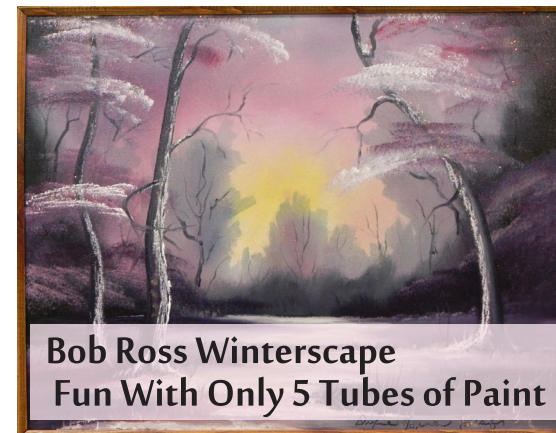
Spindle Snowman Sign

When the weather outside is frightful, spend a warm evening inside making this charming craft. This cheery snowman with a spindle body and black oversized shoes covered in snow will decorate your house all winter long! Decorated with winter floral greenery, strips of fabric, raffia, and "Warm Wishes" written on the hat brim to warm your heart! \$14 materials fee paid to instructor during class. 40" x 9" Must register by January 13! Fee \$20

Artcr 99*01 W, Jan 18 6:30-8:30 pm Looft Hall 1 time



Dixie Tepner-Craft, Bob Ross



Bob Ross Winterscape Fun With Only 5 Tubes of Paint

To complete this Winterscape Landscape painting, you only need Alizarin Crimson, UltraMarine Blue, Cadmium Yellow, Midnight Black, and Titanium White in the Bob Ross Paints. A list of supplies for the class will be sent with your invoice. Attend this painting class in the morning and take home a completed picture at the end of the class! Dixie, the instructor, is a certified Bob Ross Instructor for landscapes and flowers in the wet method of painting. Bring a sack lunch. Fee \$49

Artcr 99*06 S, Oct 1 10 am-2 pm Looft Hall 1 time

Thomas Hamilton, Pottery

Adult Pottery Class

Wednesdays, Oct. 5 - Nov. 9 6-9 pm
Studio opens at 5 pm, Class starts at 6 pm
Artcr 80*01 Class Fee \$129

Join Master Potter Thomas Hamilton in discovering the fun possibilities in working with stoneware clay. Students will work using coil and slab hand-building techniques.

Four electric potter's wheels are also available for student instruction and use.

The class runs 6 weeks, 3 hours a day. Class size is limited to 8 students to ensure personal instruction. A map to the site will be sent with each invoice.

The fee of \$129 covers all clay, glazes, firing time, and use of tools for the class. Questions? Call Mr. Hamilton at 712-322-4782.