



## Analysis of Placement Scores – First-Time Students, Fall 2008

Troy Vermeer

Iowa Western Community College

March 5, 2009

### Introduction

This study provides a tallying of first-time students' skill levels in reading, writing, and math from fall 2008 semester. The author hopes that the study provides a usable tool for academic planning.

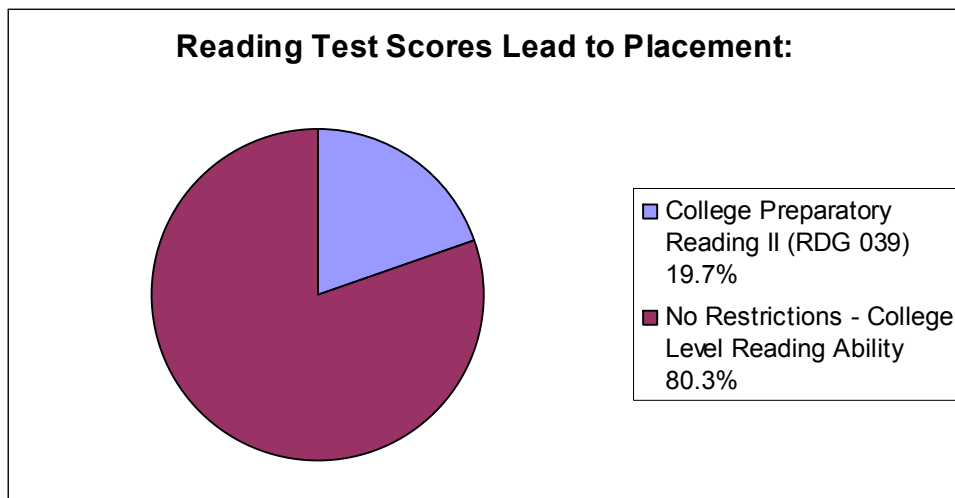
In order to complete the tally the author matched each first-time student's best Asset, Compass, or ACT (i.e. standardized test) scores in reading, writing, and math areas with corresponding course recommendations (i.e. skill levels). Because many first-time students completed more than one of the three standardized tests the author counted each student's best score in each area (i.e. reading, writing, and math) regardless of which standardized test any best score came from. For instance, if a student, Smith, earned a highest reading score on Asset and a highest writing score on Compass the author counted Smith's reading score from Asset and Smith's writing score from Compass.

A reader may note a few basic numbers about the group of first-time students under study: of 1,621 first-time students enrolled in fall 2008 1,490 completed at least one standardized test that Iowa Western staff may use for course placement; 691 enrolled in at least one reading, writing, or math developmental course in fall 2008 term.

## Reading

The charts and graph pasted below demonstrate that of 1,461 first-time students completing a standardized reading test nearly 20% tested into College Preparatory Reading II vs. 80% testing at college reading level. Ninety-four (94) first-time students enrolled in RDG-039, with 40% earning A, B, C.

<b>Reading Test Scores Lead to Placement:</b>	<b>#</b>	<b>%</b>
College Preparatory Reading II (RDG-039)	288	19.7%
No Restrictions - College Level Reading Ability	1173	80.3%
<b>Total</b>	<b>1461</b>	<b>100.0%</b>



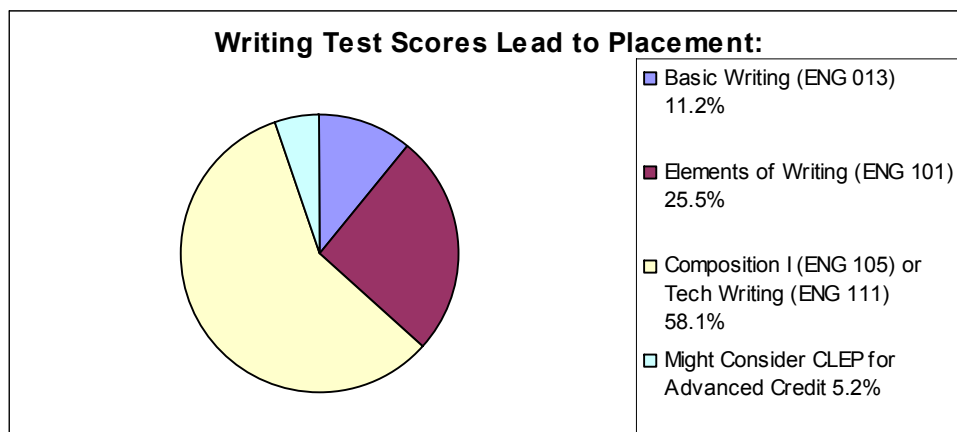
<b>Dev Course Enrollments – First-Time Students – Fall 2008</b>									
Course	A	B	C	D	F	W	Total	%ABC	GPA
RDG-039	5	19	14	8	25	23	94	40.4%	1.6

## Writing

Of one thousand two hundred ninety (1,290) first-time students taking a standardized writing test 11% tested into Basic Writing (ENG-013) and 25.5% tested into Elements of Writing (ENG-101); all others (63%) tested into college level courses or CLEP level. One hundred forty-nine (149) first-time students enrolled in ENG-013, with

nearly 42% earning A, B, C; 298 first-time students enrolled in ENG-101, with 59% earning A, B, C.

<b>Writing Test Scores Lead to Placement:</b>		<b>#</b>	<b>%</b>
Basic Writing (ENG-013)		144	11.2%
Elements of Writing (ENG-101)		329	25.5%
Composition I (ENG-105) or Tech Writing (ENG-111)		750	58.1%
Might Consider CLEP for Advanced Credit		67	5.2%
<b>Total</b>		<b>1290</b>	<b>100.0%</b>

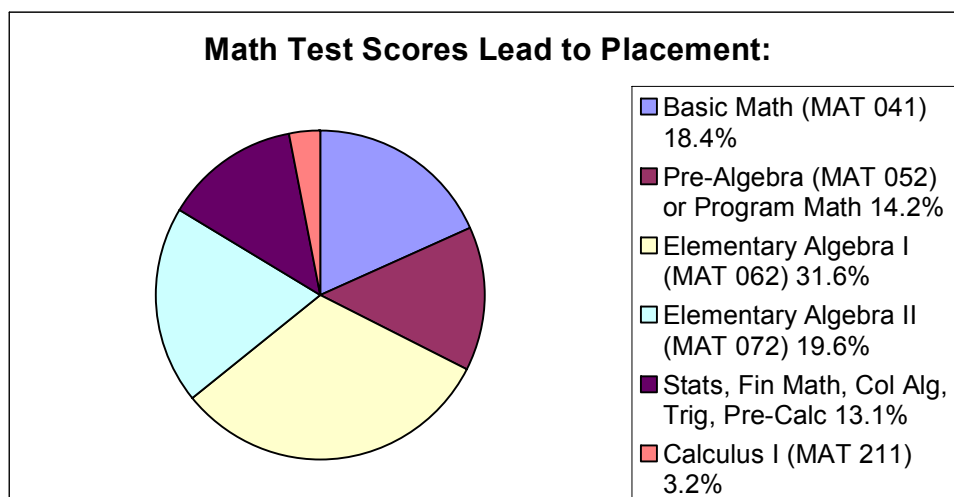


<b>Dev Course Enrollments – First-Time Students – Fall 2008</b>									
Course	A	B	C	D	F	W	Total	%ABC	GPA
ENG-013	14	21	27	17	39	31	149	41.6%	1.6
ENG-101	54	78	44	21	62	39	298	59.1%	2.2

## Math

Nearly 84% of 1,476 first-time students completing a math test had scores below college level, with 18% at Basic math (MAT-041), 14% at Pre-Algebra (MAT-052) or Program Math, nearly 32% at Elementary Algebra I (MAT-062), and nearly 20% at Elementary Algebra II (MAT-072). Although 46% of 184 first-time students enrolled in MAT-041 earned A, B, C nearly 62% of 167 first-time students in MAT-052 and nearly 62% of 230 first-time students in MAT-062 earned A, B, C.

<b>Math Test Scores Lead to Placement:</b>	<b>#</b>	<b>%</b>
Basic Math (MAT-041)	271	18.4%
Pre-Algebra (MAT-052) or Program Math	209	14.2%
Elementary Algebra I (MAT-062)	466	31.6%
Elementary Algebra II (MAT-072)	290	19.6%
Statistics (MAT-157) or Finite Math (MAT-140) or College Algebra (MAT-121) or Trigonometry (MAT-130) or Pre-Calculus (MAT-129)	193	13.1%
Calculus I (MAT-211)	47	3.2%
<b>Total</b>	<b>1476</b>	<b>100.0%</b>



<b>Dev Course Enrollments – First-Time Students – Fall 2008</b>									
Course	A	B	C	D	F	W	Total	%ABC	GPA
MAT-041	25	25	35	13	52	34	184	46.2%	1.7
MAT-052	25	43	35	15	22	27	167	61.7%	2.2
MAT-062	42	47	53	18	43	27	230	61.7%	2.1

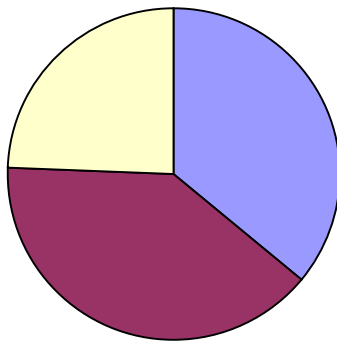
### Technical Math

One thousand forty-two (1,042) first-time students completed math tests (only Compass and ACT) that may lead to a placement for Basic Math and Technical Math I and II courses. Fewer than two thirds (64%) of the first-time students scored high enough for enrollment in a Technical Math course.

**Technical Math Test Scores Lead to Placement: # %**

	#	%
Basic Math (MAT-041)	375	36.0%
Technical Math I (MAT-743)	413	39.6%
Technical Math II (MAT-750)	254	24.4%
<b>Total</b>	<b>1042</b>	<b>100.0%</b>

**Technical Math Scores Lead to Placement:**



- Basic Math (MAT 041)  
36.0%
- Technical Math I (MAT 743) 39.6%
- Technical Math II (MAT 750) 24.4%