



IOWA WESTERN COMMUNITY
COLLEGE

ANALYSIS OF PLACEMENT SCORES

FIRST TIME STUDENTS

*2003–2004,
2004-2005, 2005-2006*

SUBMITTED BY:
BARB VREDEVELD, DIRECTOR
PLANNING & INSTITUTIONAL RESEARCH
MAY 2007

ANALYSIS OF PLACEMENT SCORES
2003-04, 2004-05, 2005-06 First Time Students
Iowa Western Community College

Research Brief – May 2007

Submitted by Barb Vredevelde

Introduction:

The purpose of this study was to analyze the entrance placement scores of first-time students enrolling at Iowa Western Community College during the 2005 – 06 academic year. In addition, data from the previous two academic years (2003-04 and 2004-05) were compared to develop trend-lines. Student placement records that met the following parameters were included in this analysis:

- All first-time students (full- or part-time) who enrolled at IWCC during each of the academic years. (Not all students had placement scores on file in Colleague.)
- HES and Dual Credit (high school students enrolled in college-level coursework during AY 03-04, 04-05, and AY 05-06 were not included in this study.

Methodology:

The admissions academic placement records used by Iowa Western Community College on each of three testing instruments were used as the basis for determining preparedness for college-level (non-DEV and non-ESL) coursework. Iowa Western primarily utilizes three exams to ascertain college course placement...the ACT, ASSET, and COMPASS. Concordance tables correlating placement test scores to pre-college and college-level courses were the basis for disaggregating scores.

In several cases, students had test scores from more than one placement exam on file. If so, COMPASS scores were selected over (or trumped) ASSET or ACT. ASSET scores were used (or trumped) rather than ACT scores. Thus, only one set of scores per student were included in this analysis.

In other cases, students may have only had one or two discipline scores on file rather than all of the academic disciplines comprising the ASSET, ACT or COMPASS test (writing, reading and math skills.) These scores were also included in this analysis.

Sample:

During 2003-04, records indicate that 2,313 students were "first-time" enrollments. Approximately 1,800 (78%) had placement scores on file. (The number of math scores approximated 1,850.)

During 2004-05, records indicate that 2,309 students were "first-time" enrollments. Approximately 1,750 (76%) had placement scores on file. (The number of math scores again approximated 1,850.)

In 2005-06, 2,248 students were noted as "first-time" enrollments. Approximately 1,863 (83%) had placement scores on file. Of those students, 1,292 students had scores on one type of placement test on file. (The number of math scores totaled 1,916.)

Findings 2005-06 first-time students:

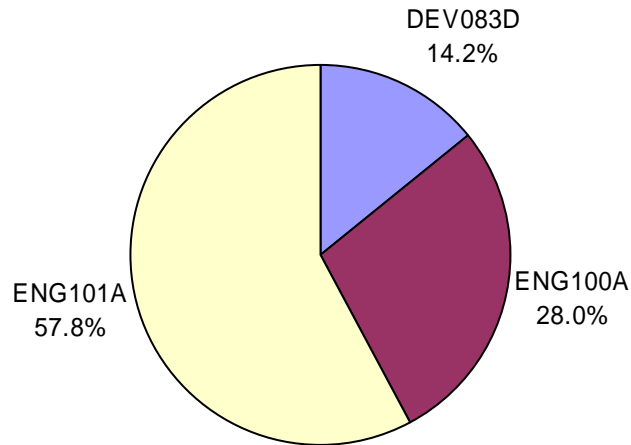
Placement Scores:

- Specific findings for each of the skill areas reflect:

Writing/English Placement:

- Approximately 14% of first-time enrollments scored in the range for recommended placement into DEV083D Writing Foundations.
- Approximately 28% of first-time enrollments scored in the range for recommended placement into ENG100A Introduction to College Writing.
- Over 57% of first-time enrollments scored in the range for entry into college-level English coursework or eligible to CLEP for advanced credit.
- *Based upon this analysis, 42% of first-time students scored in the range for placement into pre-college English courses.*

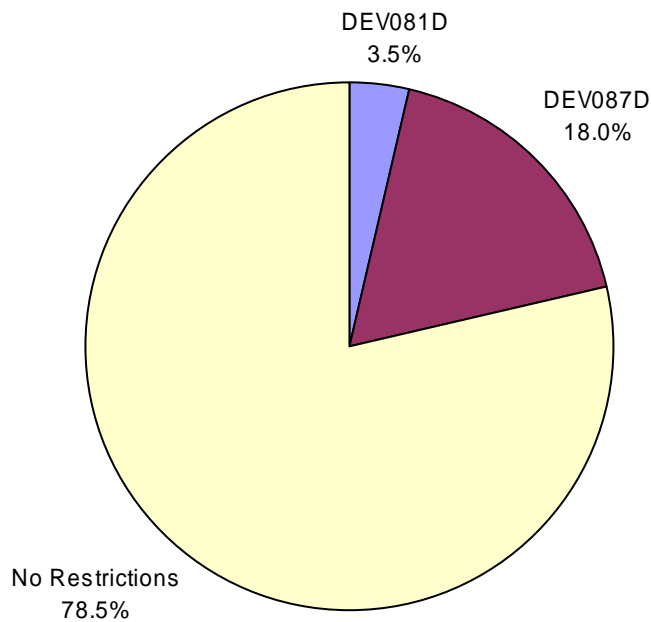
ENGLISH PLACEMENT PROFILE - FIRST-TIME STUDENTS (05-06)



Reading Placement:

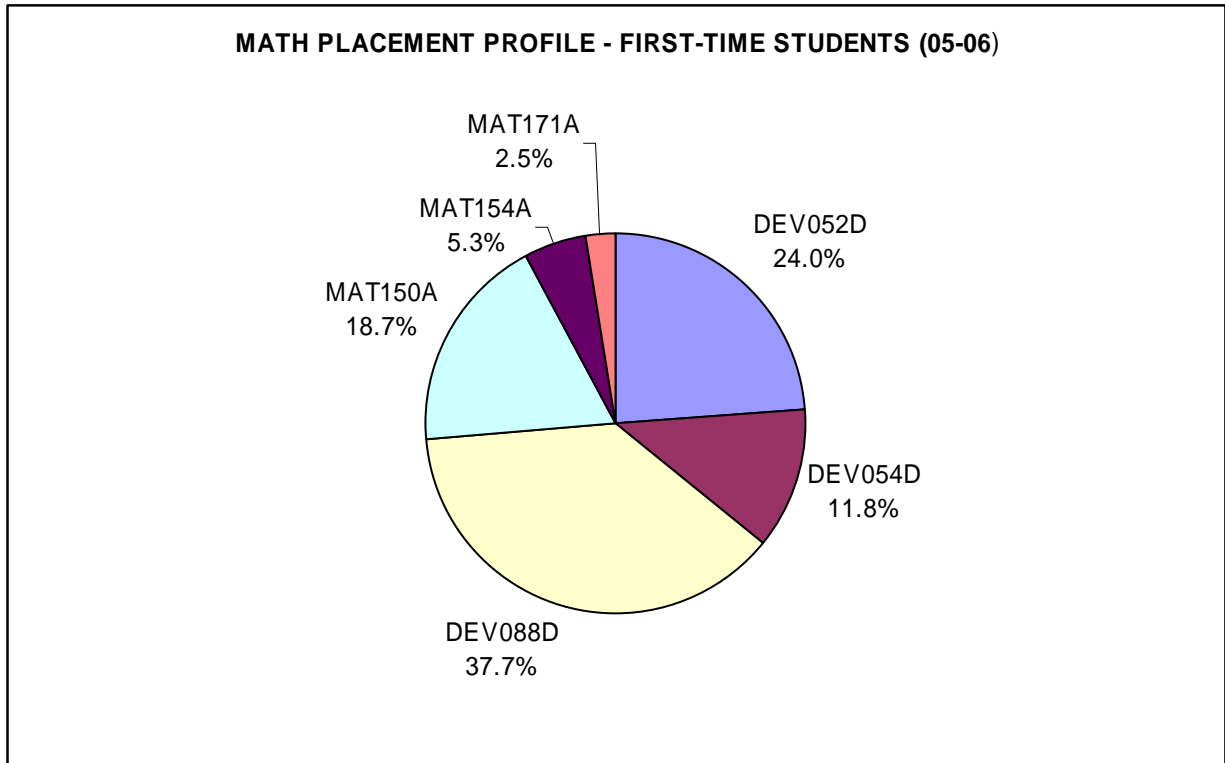
- About 4% of first-time students scored in the range for recommended placement into DEV081D Reading Foundations.
- Approximately 18% of first-time students scored in the range for recommended placement into DEV087D Introduction to College Reading.
- 78% of the first-time students scores indicate readiness for reading college-level coursework.
- *Based upon this analysis, approximately 22% of students scored in the range for placement into pre-College reading courses.*

READING PLACEMENT PROFILE - FIRST-TIME STUDENTS (05-06)



Math Placement:

- Approximately 24% of first-time enrollments scored in the range for recommended placement into DEV052D Math Foundations (or Business & Financial Math).
- About 12% of first-time enrollments scored in the range for recommended placement into DEV054D Pre-Algebra (or Program Math).
- Approximately 38% of first-time enrollments scored in the range for recommended placement into DEV088D Introduction to Algebra.
- *Based upon the above scores, about 74% of first-time enrollments scored in the range for placement into pre-College level math.*
- Approximately 26% of first-time enrollments scored in the range for placement into college-level Algebra or higher.



Comments 2005-2006 Data:

An analysis of placement scores for first-time students enrolling at Iowa Western Community College during 2005-06 indicates that a significant percentage are not prepared to enter college-level course-work.

- Math scores reflect that this area continues to be the discipline in which students are least prepared.
- Over 40% of the students' scores in English/Writing Skills suggested placement below English Composition I.
- Over 20% of the students' scores in Reading indicated under-preparedness for college-level reading.

A detailed analysis of scores is included on the attached pages.

Comments 2003-04, 2004-05, and 2005-06 Data:

A three-year comparison of scores is also included on the following pages. Trend-line data for the past three years indicates:

- An increase in the percentage of students lacking college-level reading skills
- A slight decrease in the percentage of students lacking college-level math skills
- Fairly consistent percentage of students lacking college-level writing/English skills

Writing Placement Scores **

DEV083D Writing Foundations	ASSET		COMPASS		ACT		TOTAL	
	23-35		01-31		14 & Below			
	Number	Percentage	Number	Percentage	Number	Percentage	Number	Percentage
	43	11.3%	137	13.8%	75	17.2%	255	14.2%

ENG100A Intro to College Writing	ASSET		COMPASS		ACT		TOTAL	
	36-40		32-69		15-19			
	Number	Percentage	Number	Percentage	Number	Percentage	Number	Percentage
	77	20.2%	259	26.2%	170	39.0%	506	28.0%

ENG101A English Comp I Or ENG110A Tech Writing & Comm.	ASSET		COMPASS		ACT		TOTAL	
	41-52		70-98		20 or higher			
	Number	Percentage	Number	Percentage	Number	Percentage	Number	Percentage
	255	66.9%	530	53.6%	191	43.8%	976	54.0%

CLEP for Advanced Credit	ASSET		COMPASS		ACT		TOTAL	
	53-54		99		-			
	Number	Percentage	Number	Percentage	Number	Percentage	Number	Percentage
	6	1.6%	63	6.4%			69	3.8%

TOTAL SCORES ON FILE	381	100%	989	100%	436	100%	1806	100%
-----------------------------	------------	-------------	------------	-------------	------------	-------------	-------------	-------------

* 2248 Student records for 2004-2005 first time enrollment (non High School)

**** If multiple test instrument scores were on file for a student, COMPASS scores trumped ASSET and ACT scores; ASSET scores Trumped ACT scores.**

Reading Placement Scores **

DEV081D Reading Foundations	ASSET		COMPASS		ACT		TOTAL	
	29 or below		01-35		13 or lower			
	Number	Percentage	Number	Percentage	Number	Percentage	Number	Percentage
	11	2.9%	16	1.6%	35	8.1%	62	3.5%

DEV087D Intro to College Reading	ASSET		COMPASS		ACT		TOTAL	
	30-37		36-70		14-15			
	Number	Percentage	Number	Percentage	Number	Percentage	Number	Percentage
	70	18.3%	204	20.9%	49	11.3%	323	18.0%

No Restrictions College Level Reading Ability	ASSET		COMPASS		ACT		TOTAL	
	38-53		71-99		16 or higher			
	Number	Percentage	Number	Percentage	Number	Percentage	Number	Percentage
	301	78.8%	755	77.5%	348	80.6%	1404	78.5%

TOTAL SCORES ON FILE	382	100%	975	100%	432	100%	1789	100%
-----------------------------	------------	-------------	------------	-------------	------------	-------------	-------------	-------------

* 2248 Student records for 2005-2006 first time enrollment (non High School)

**** If multiple test instrument scores were on file for a student, COMPASS scores trumped ASSET and ACT scores; ASSET scores Trumped ACT scores.**

Math Placement Scores

	ASSET Numerical Skills 35 or below		ASSET Elem Algebra -		ASSET College Algebra -		COMPASS Pre Algebra 1-42		COMPASS Algebra -		COMPASS College Algebra -		COMPASS Trigonometry -		ACT Math 14 or below		TOTAL	
	Number	Percentage	Number	Percentage	Number	Percentage	Number	Percentage	Number	Percentage	Number	Percentage	Number	Percentage	Number	Percentage	Number	Percentage
DEV052D Math Foundations (or Business & Financial Math)	26	27.1%					401	59.0%	-	-	-	-	-	-	32	7.3%	459	24.0%
	ASSET Numerical Skills 36-41		ASSET Elem Algebra 29 or below		ASSET College Algebra -		COMPASS Pre Algebra 43-49		COMPASS Algebra -		COMPASS College Algebra -		COMPASS Trigonometry -		ACT Math 15-16		TOTAL	
	Number	Percentage	Number	Percentage	Number	Percentage	Number	Percentage	Number	Percentage	Number	Percentage	Number	Percentage	Number	Percentage	Number	Percentage
DEV054D Pre-Algebra (or Program Math)	32	33.3%	7	2.3%	-	-	85	12.5%	-	-	-	-	-	-	102	23.3%	226	11.8%
	ASSET Numerical Skills 42-55		ASSET Elem Algebra 30-41		ASSET College Algebra -		COMPASS Pre Algebra 50-99		COMPASS Algebra 1-44		COMPASS College Algebra -		COMPASS Trigonometry -		ACT Math 17-18		TOTAL	
	Number	Percentage	Number	Percentage	Number	Percentage	Number	Percentage	Number	Percentage	Number	Percentage	Number	Percentage	Number	Percentage	Number	Percentage
DEV088D Intro to Algebra	38	39.6%	125	41.8%			194	28.5%	263	75.6	-	-	-	-	103	23.5%	723	37.7%
	ASSET Numerical Skills -		ASSET Elem Algebra 42-49		ASSET College Algebra 23-35		COMPASS Pre Algebra -		COMPASS Algebra 45-65		COMPASS College Algebra -		COMPASS Trigonometry -		ACT Math 19-23		TOTAL	
	Number	Percentage	Number	Percentage	Number	Percentage	Number	Percentage	Number	Percentage	Number	Percentage	Number	Percentage	Number	Percentage	Number	Percentage
MAT150A Intermediate Algebra or Statistics	-	-	135	45.2%	5	22.7%			78	22.4%	-	-	-	-	140	32.0%	358	18.7%
	ASSET Numerical Skills -		ASSET Elem Algebra 50-55		ASSET College Algebra 36-39		COMPASS Pre Algebra -		COMPASS Algebra 66-99		COMPASS College Algebra 1-45		COMPASS Trigonometry 1-45		ACT Math 24-26		TOTAL	
	Number	Percentage	Number	Percentage	Number	Percentage	Number	Percentage	Number	Percentage	Number	Percentage	Number	Percentage	Number	Percentage	Number	Percentage
MAT154A College Algebra or College Alg/Trig.	-	-	32	10.7%	2	9.1%			7	2.0%	12	75.0%	6	35.3%	43	9.8%	102	5.3%
	ASSET Numerical Skills -		ASSET Elem Algebra -		ASSET College Algebra 40-55		COMPASS Pre Algebra -		COMPASS Algebra -		COMPASS College Algebra 46-99		COMPASS Trigonometry 46-99		ACT Math 27 or above		TOTAL	
	Number	Percentage	Number	Percentage	Number	Percentage	Number	Percentage	Number	Percentage	Number	Percentage	Number	Percentage	Number	Percentage	Number	Percentage
MAT171A Calculus	-	-	-	-	15	68.2%	-	-	-	-	4	25.0%	11	64.7%	18	4.1%	48	2.5%
TOTALS	96	100%	299	100%	22	100%	680	100%	348	100%	16	100%	17	100%	438	100%	1916	100%

*2488 Student records for 2005-2006 first time enrollment (Non High School)

**If multiple test instrument scores were on file for a student, COMPASS scores trumped ASSET and ACT scores; ASSET scores trumped ACT scores.

WRITING/ENGLISH PLACEMENT

	2003-2004		2004-2005		2005-2006	
	Number	Percentage	Number	Percentage	Number	Percentage
DEV083D Writing Foundations	231	12.8%	234	13.3%	255	14.2%
ENG100A Intro to College Writing	527	29.2%	540	30.7%	506	28.0%
ENG101A English Comp I or ENG110A Technical Writing/Communication	971	53.8%	937	53.2%	976	54.0%
CLEP	75	4.2%	49	2.8%	69	3.8%
TOTAL	1804	100.0%	1760	100.0%	1806	100.0%

READING PLACEMENT

	2003-2004		2004-2005		2005-2006	
	Number	Percentage	Number	Percentage	Number	Percentage
DEV081D Reading Foundation	44	2.5%	49	2.8%	62	3.5%
DEV087D Intro to College Reading	254	14.1%	275	15.7%	323	18.0%
No Restrictions	1501	83.4%	1426	81.5%	1404	78.5%
TOTAL	1799	100.0%	1750	100.0%	1789	100.0%

MATH PLACEMENT

	2003-2004		2004-2005		2005-2006	
	Number	Percentage	Number	Percentage	Number	Percentage
DEV052D Math Foundations (or Business and Financial Math)	537	29.2%	514	27.8%	459	24.0%
DEV054D Pre-Algebra (or Program Math)	196	10.7%	228	12.3%	226	11.8%
DEV088D Intro to Algebra	643	35.0%	641	34.6%	723	37.3%
MAT150A Intermediate Algebra	352	19.1%	360	19.5%	358	18.7%
MAT154A College Algebra	87	4.1%	77	4.2%	102	5.3%
MAT171A Calculus	35	1.9%	30	1.6%	48	2.5%
TOTAL	1850	100.0%	1850	100.0%	1916	100.0%

**First-time Students (Non Honors Early Start HES or Duel Credit DC)*

*** If multiple test instrument scores were on file for a student, COMPASS scores trumped ASSET and ACT scores; ASSET scores trumped ACT scores.*