

# Iowa Western Community College



## Transfer Analysis

Iowa Regents Institutions

Spring 2007 Enrollments

Troy Vermeer,  
Research Specialist  
August 2007

## I Transfer Reports - Overview

As a community college Iowa Western provides two years of transferable education for baccalaureate programs. Iowa Western students may transfer to baccalaureate schools with or without earning a degree from Iowa Western; or even begin baccalaureate programs while completing associates degree ones. Tracking of transfer numbers as well as students' performances at baccalaureate schools enables Iowa Western to evaluate, to an extent, its mission of preparing students for transfer.

### Regents Universities

Following fall, spring, and summer terms University of Iowa, Iowa State University and University of Northern Iowa provide Iowa Western Community College with transfer numbers and performances.

### Non-Regents

Local baccalaureate schools including Buena Vista University, Northwest Missouri State University, and University of Nebraska-Omaha annually provide transfer enrollment numbers and performances.

### National Student Clearinghouse

The Clearinghouse, which holds more than 80 million student records based on participation from 91% of colleges and universities in the United States, provides near comprehensive tracking of where degree students from Iowa Western enroll within one year of graduation. Analysis of transfer reports demonstrates that transfer students sometimes enroll in more than one baccalaureate institution within an academic year, perhaps to change schools or to take summer classes based on geographic proximity to summer residence.

## II Transfer Reports – Regents Institutions, Spring 2007

This report provides:

- Number of students from Iowa Western Community College who were enrolled at a given Regents university during the term
- Average number of credits transferred
- Grade point average (GPA) of transfer credits
- Number of students who had earned an associate's degree before transfer
- First term number of credit hours attempted at the university
- First term grade point average (GPA) at the university
- Current term number of credit hours attempted at the university
- Current term grade point average (GPA) at the university
- Cumulative number of credit hours attempted at the university
- Cumulative grade point average (GPA) at the university
- Number of IWCC transfer students who graduated at the end of the term
- Breakdown of performance between students who had earned degrees before transfer and those who had not
- Performance analyzed by college/major at the university

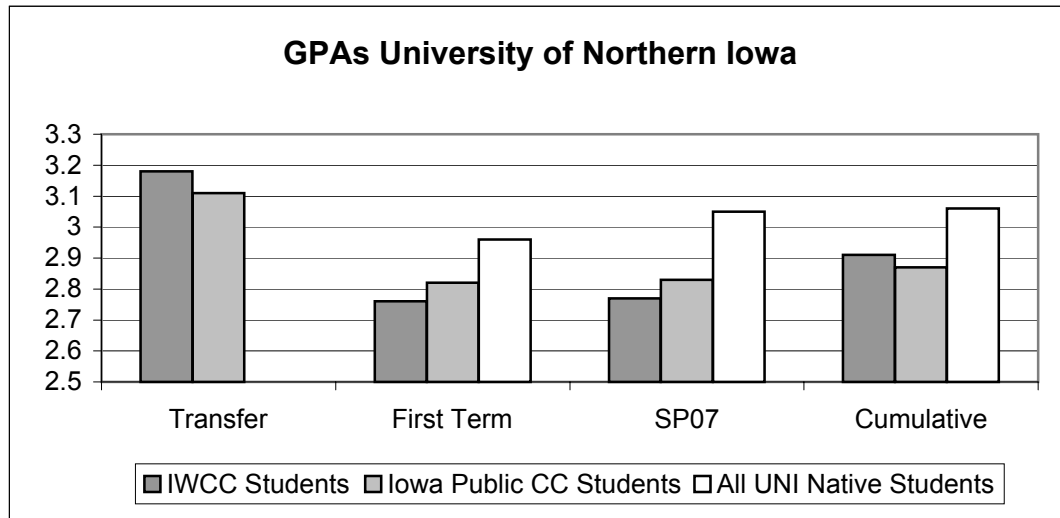
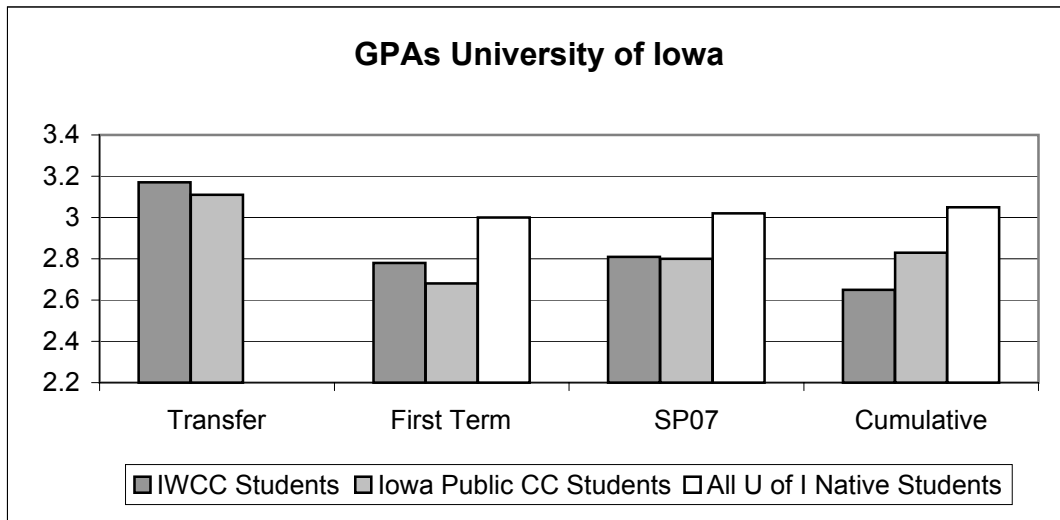
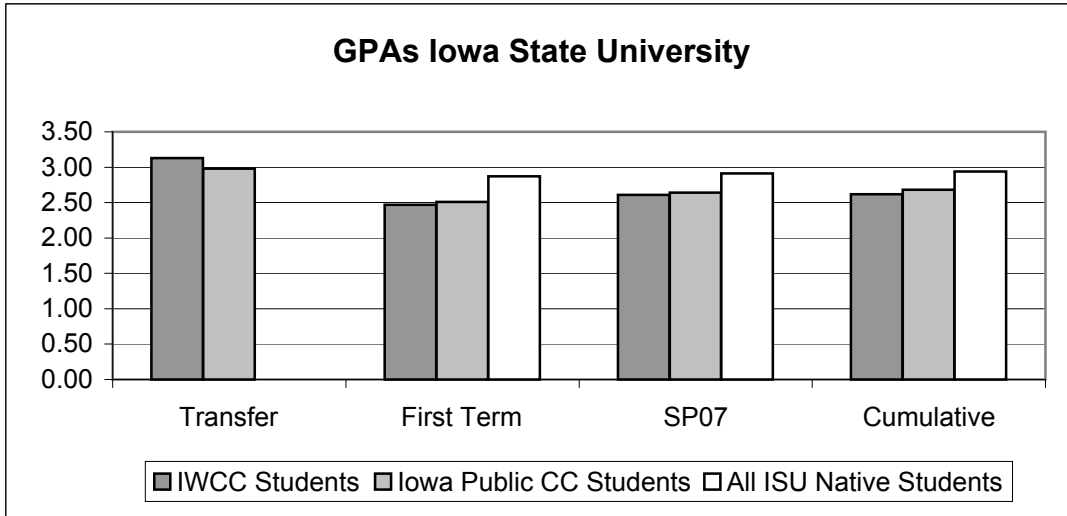
Upon analyzing transfer data from Regents universities in spring 2007, along with such data from recent academic years, one can note several consistent trends:

1. Of former Iowa Western students who transfer to Regents universities a majority transfer to Iowa State University. In spring 2007 89 of 137 (65%) Regents transfers enrolled at Iowa State.
2. Former Iowa Western students earn lower GPAs in their first terms of enrollment at Regents universities than do native university students.
3. Regents transfers from Iowa Western earn lower cumulative GPAs than do native university students.
4. Degree transfer students tend to earn higher GPAs both at Iowa Western (i.e. prior to transfer) and at Regents schools (i.e. after transfer).

**Former Students of Iowa Western Community College - Transfer Data From Regents Schools -  
Spring 2007**

<b>Iowa Western Community College - Iowa State University (SP07 Enrollments)</b>											
<b>All Data Reported by Iowa State University</b>											
<b>Mean Data</b>	<b>#</b>	<b>Transfer in Data</b>		<b>AA, AS, AAS</b>	<b>First Term</b>		<b>Spring 07 Term</b>		<b>Cumulative</b>		<b>Graduate ISU</b>
		<b>Credits Accepted</b>	<b>GPA</b>	<b>Degrees</b>	<b>Hrs Attmt</b>	<b>GPA</b>	<b>Hrs Attmt</b>	<b>GPA</b>	<b>Hrs Attmt</b>	<b>GPA</b>	
IWCC Students	89	54.2	3.13	45	12.4	2.47	12.4	2.61	49.5	2.62	9
<i>Range</i>		<i>12-200</i>	<i>1.86-4.00</i>		<i>2-16</i>	<i>.29-4.00</i>	<i>1-19</i>	<i>.33-4.00</i>	<i>4-146</i>	<i>.38-4.00</i>	
Iowa Public CC Students	2635	55.5	2.98	N / Av	11.8	2.51	11.7	2.64	47.7	2.68	N / Av
All ISU Native Students	N / Av				13.0	2.87	12.9	2.91	70.4	2.94	N / Av
<b>Iowa Western Community College - University of Iowa (SP07 Enrollments)</b>											
<b>All Data Reported by University of Iowa</b>											
<b>Mean Data</b>	<b>#</b>	<b>Transfer in Data</b>		<b>AA, AS, AAS</b>	<b>First Term</b>		<b>Spring 07 Term</b>		<b>Cumulative</b>		<b>Graduate U of I</b>
		<b>Credits Accepted</b>	<b>GPA</b>	<b>Degrees</b>	<b>Hrs Attmt</b>	<b>GPA</b>	<b>Hrs Attmt</b>	<b>GPA</b>	<b>Hrs Attmt</b>	<b>GPA</b>	
IWCC Students	29	59	3.17	11	12.3	2.78	11.0	2.81	41.0	2.65	1
<i>Range</i>		<i>24-90</i>	<i>2.25-4.00</i>		<i>6-17</i>	<i>.44-4.0</i>	<i>3-16</i>	<i>1.57-4.00</i>	<i>6-79</i>	<i>1.31-4.00</i>	
Iowa Public CC Students	2187	60	3.11	N / Av	11.0	2.68	11	2.80	44.0	2.83	N / Av
All U of I Native Students	13611				13.0	3.00	13.0	3.02	67.0	3.05	N / Av
<b>Iowa Western Community College - University of Northern Iowa (SP07 Enrollments)</b>											
<b>All Data Reported by University of Northern Iowa</b>											
<b>Mean Data</b>	<b>#</b>	<b>Transfer in Data</b>		<b>AA, AS, AAS</b>	<b>First Term</b>		<b>Spring 07 Term</b>		<b>Cumulative</b>		<b>Graduate UNI</b>
		<b>Credits Accepted</b>	<b>GPA</b>	<b>Degrees</b>	<b>Hrs Attmt</b>	<b>GPA</b>	<b>Hrs Attmt</b>	<b>GPA</b>	<b>Hrs Attmt</b>	<b>GPA</b>	
IWCC Students	19	54.4	3.18	12	12.3	2.76	14.1	2.77	52.5	2.91	3
<i>Range</i>		<i>17-68</i>	<i>2.42-3.88</i>		<i>4-16</i>	<i>1.34-3.90</i>	<i>11-18</i>	<i>0.27-3.67</i>	<i>12-87</i>	<i>1.59-3.82</i>	
Iowa Public CC Students	2317	50.3	3.11	N / Av	11.4	2.82	12	2.83	43.3	2.87	N / Av
All UNI Native Students	6156				13.4	2.96	13.5	3.05	68.4	3.06	N / Av

**Former Students of Iowa Western Community College - GPAs After Transfer to Regents Schools - Spring 2007**



**Former Students of Iowa Western Community College - Comparison of Performance Between Degree (AA, AS, AAS) and Non-Degree Transfer Students, Spring 2007**

<b>Iowa State University (SP07 Enrollments)</b>											
<b>Based on Data Reported by Iowa State University</b>											
<b>Mean Data</b>	<b>#</b>	<b>Transfer in Data</b>		<b>AA, AS, AAS</b>	<b>First Term</b>		<b>Spring 07 Term</b>		<b>Cumulative</b>		<b>Graduate ISU</b>
		<b>Credits Accepted</b>	<b>GPA*</b>	<b>Degrees</b>	<b>Hrs Attmt</b>	<b>GPA*</b>	<b>Hrs Attmt</b>	<b>GPA</b>	<b>Hrs Attmt</b>	<b>GPA*</b>	
IW Degree Transfers	45	62.5	3.27	45	12.0	2.62	12.7	2.86	43.3	2.76	4
IW Non-Degree Transfers	44	45.8	2.9	0	12.9	2.33	12.6	2.46	55.9	2.51	5
<b>IW Students - All</b>	<b>89</b>	<b>54.2</b>	<b>3.13</b>	<b>45</b>	<b>12.4</b>	<b>2.47</b>	<b>12.4</b>	<b>2.61</b>	<b>49.5</b>	<b>2.62</b>	<b>9</b>
*IWCC staff calculates degree, non-degree group GPAs											
<b>University of Iowa (SP07 Enrollments)</b>											
<b>Based on Data Reported by University of Iowa</b>											
<b>Mean Data</b>	<b>#</b>	<b>Transfer in Data</b>		<b>AA, AS, AAS</b>	<b>First Term</b>		<b>Spring 07 Term</b>		<b>Cumulative</b>		<b>Graduate U of I</b>
		<b>Credits Accepted</b>	<b>GPA*</b>	<b>Degrees</b>	<b>Hrs Attmt</b>	<b>GPA*</b>	<b>Hrs Attmt</b>	<b>GPA*</b>	<b>Hrs Attmt</b>	<b>GPA*</b>	
IW Degree Transfers	11	72.8	3.35	11	12.1	3.23	12.5	3.23	32.7	2.92	0
IW Non-Degree Transfers	18	50.0	3.01	0	12.4	2.50	10.8	2.75	45.4	2.54	1
<b>IW Students - All</b>	<b>29</b>	<b>59.0</b>	<b>3.17</b>	<b>11</b>	<b>12.3</b>	<b>2.78</b>	<b>11.0</b>	<b>2.81</b>	<b>41.0</b>	<b>2.65</b>	<b>1</b>
*IWCC staff calculates degree, non-degree group GPAs											
<b>University of Northern Iowa (SP07 Enrollments)</b>											
<b>Based on Data Reported by University of Northern Iowa</b>											
<b>Mean Data</b>	<b>#</b>	<b>Transfer in Data</b>		<b>AA, AS, AAS</b>	<b>First Term</b>		<b>Spring 07 Term</b>		<b>Cumulative</b>		<b>Graduate UNI</b>
		<b>Credits Accepted</b>	<b>GPA*</b>	<b>Degrees</b>	<b>Hrs Attmt</b>	<b>GPA*</b>	<b>Hrs Attmt</b>	<b>GPA*</b>	<b>Hrs Attmt</b>	<b>GPA*</b>	
IW Degree Transfers	12	63.3	3.21	12	13.0	2.92	14.0	2.98	56.8	3.03	2
IW Non-Degree Transfers	7	39.1	3.10	0	11.1	2.45	14.1	2.45	45.0	2.68	1
<b>IW Students - All</b>	<b>19</b>	<b>54.4</b>	<b>3.18</b>	<b>12</b>	<b>12.3</b>	<b>2.76</b>	<b>14.1</b>	<b>2.77</b>	<b>52.5</b>	<b>2.91</b>	<b>3</b>
*IWCC staff calculates degree, non-degree group GPAs											

**Transfers From Iowa Western -  
IOWA STATE UNIVERSITY  
Based on Spring 07 Enrollments**

Current Major	Students*	Transfer Data		First Term		Current Term		Cumulative		Grad Yes/No
		Hrs Acptd	GPA**	Hrs Atmp	GPA**	Hrs Atmp	GPA**	Hrs Atmp	GPA**	
<b>AGRICULTURE</b>										
<i>Ag Studies, Animal Science,</i>										
<i>Ag Ed, Animal Ecology,</i>										
<i>Ag Business, Forestry</i>										
<b>Total/Average</b>	<b>14</b>	<b>58.6</b>	<b>2.7</b>	<b>13.4</b>	<b>2.2</b>	<b>13.3</b>	<b>2.9</b>	<b>49.4</b>	<b>2.6</b>	<b>1</b>
<b>BUSINESS</b>										
<i>Pre-Business, Management,</i>										
<i>Finance, Accounting, Marketing</i>										
<b>Total/Average</b>	<b>19</b>	<b>52.8</b>	<b>3.0</b>	<b>12.4</b>	<b>2.3</b>	<b>12.5</b>	<b>2.2</b>	<b>38.9</b>	<b>2.3</b>	<b>0</b>
<b>HUMAN SCIENCES</b>										
<i>Early Childhood Education, Elementary</i>										
<i>Ed, Health Human Performance,</i>										
<i>Apparel Merchandising Design Prod,</i>										
<i>Child Family Services, Dietetics, Hotel</i>										
<i>Restaurant Instit Mgmt, Pre Prof Health</i>										
<b>Total/Average</b>	<b>13</b>	<b>52.3</b>	<b>3.1</b>	<b>13.2</b>	<b>2.7</b>	<b>12.0</b>	<b>2.8</b>	<b>52.9</b>	<b>2.7</b>	<b>1</b>
<b>ENGINEERING</b>										
<i>Aerospace, Agricultural, Civil,</i>										
<i>Construction, Electrical, Materials,</i>										
<i>Mechanical</i>										
<b>Total/Average</b>	<b>17</b>	<b>58.9</b>	<b>3.3</b>	<b>11.2</b>	<b>2.3</b>	<b>11.6</b>	<b>2.8</b>	<b>60.7</b>	<b>2.6</b>	<b>5</b>
<b>LIBERAL ARTS &amp; SCIENCES</b>										
<i>Art, Biology, Psychology, English,</i>										
<i>History, Computer Science,</i>										
<i>Communication, Journalism</i>										
<i>Communication, Liberal Studies,</i>										
<i>Economics, Music, Political Science,</i>										
<i>Spanish</i>										
<b>Total/Average</b>	<b>22</b>	<b>49.8</b>	<b>3.4</b>	<b>12.6</b>	<b>2.7</b>	<b>13.6</b>	<b>2.9</b>	<b>52.0</b>	<b>2.8</b>	<b>2</b>
<b>Averages, IWCC Students, as reported by ISU</b>	<b>89</b>	<b>54.2</b>	<b>3.13</b>	<b>12.4</b>	<b>2.47</b>	<b>12.4</b>	<b>2.61</b>	<b>49.5</b>	<b>2.62</b>	<b>9</b>

\*Report excludes numbers on single students enrolled in colleges / schools; and on students with general or interdisciplinary majors

\*\*IWCC staff calculates estimates of group GPAs

**Transfers From Iowa Western -  
UNIVERSITY OF IOWA  
Based on Spring 07 Enrollments**

College and Majors Represented	#	Transfer Data		First Term		Current Term		Cumulative		Grad
	Students*	Acpt Hrs	GPA**	Atmp Hrs	GPA**	Atmp Hrs	GPA**	Atmp Hrs	GPA**	
<b>LIBERAL ARTS &amp; SCIENCES</b>										
<i>Art, Asian Languages, Cinema,</i>										
<i>Communication, Computer Science,</i>										
<i>English, Environmental Science,</i>										
<i>Health and Sport, History, Journalism</i>										
<i>and Mass Comm, Math, Philosophy,</i>										
<i>Poli Science, Psychology, Science</i>										
<i>Education, Speech and Hearing,</i>										
<i>Theatre Arts</i>										
<b>Total / Average</b>	25	58.4	3.2	13.0	2.7	12.3	2.9	43.4	2.6	0
<b>COLLEGE OF BUSINESS</b>										
<i>Finance, Pre-Business</i>										
<b>Total / Average</b>	2	50.0	3.3	9.5	3.1	-	-	22.0	3.2	0
<b>COLLEGE OF NURSING</b>										
<i>Pre RN-BSN, Nursing Special</i>										
<b>Total / Average</b>	2	71.0	2.8	6.0	3.7	4.5	4.0	24.0	3.6	1
<b>IWCC averages as reported by U of I</b>										
	<b>29</b>	<b>59.0</b>	<b>3.2</b>	<b>12.3</b>	<b>2.8</b>	<b>11.0</b>	<b>2.8</b>	<b>41.0</b>	<b>2.7</b>	<b>1</b>

\*Report excludes numbers on single students enrolled in colleges / schools; and on students with general or interdisciplinary majors

\*\*IWCC staff calculates estimates of group GPAs

**Transfers From Iowa Western -  
UNIVERSITY OF NORTHERN IOWA  
Based on Spring 07 Enrollments**

College / School	Student*	Transfer Data		First Term		Current Term		Cumulative		Grad Yes/No
		Hrs Acptd	GPA**	Hrs Atmp	GPA**	Hrs Atmp	GPA**	Hrs Atmp	GPA**	
<b>HUMANITIES AND FINE ARTS</b>										
<i>Art, Communication</i>										
<b>Total / Average</b>	2	63.0	3.5	15.0	3.5	15.5	3.5	60.5	3.4	1
<b>EDUCATION</b>										
<i>Athletic Training, Elementary Ed, Leisure Studies</i>										
<b>Total / Average</b>	6	61.0	3.1	13.8	3.0	14.6	3.3	67.2	3.2	1
<b>SOCIAL &amp; BEHAVIORAL SCIENCES</b>										
<i>Anthropology, Criminology, History, Psychology, Social Science Teaching</i>										
<b>Total / Average</b>	7	47.8	3.2	11.3	2.5	13.2	2.2	49.8	2.6	1
<b>NATURAL SCIENCES</b>										
<i>Chemistry, Math</i>										
<b>Total / Average</b>	2	46.5	3.8	13.0	2.9	15.5	2.8	28.5	2.8	0
<b>IWCC Averages as Reported by UNI</b>	<b>19</b>	<b>54.4</b>	<b>3.2</b>	<b>12.3</b>	<b>2.8</b>	<b>14.1</b>	<b>2.8</b>	<b>52.5</b>	<b>2.9</b>	<b>3</b>

\*Report excludes numbers on single students enrolled in colleges / schools; and on students with general or interdisciplinary majors

\*\*IWCC staff calculates estimates of group GPAs