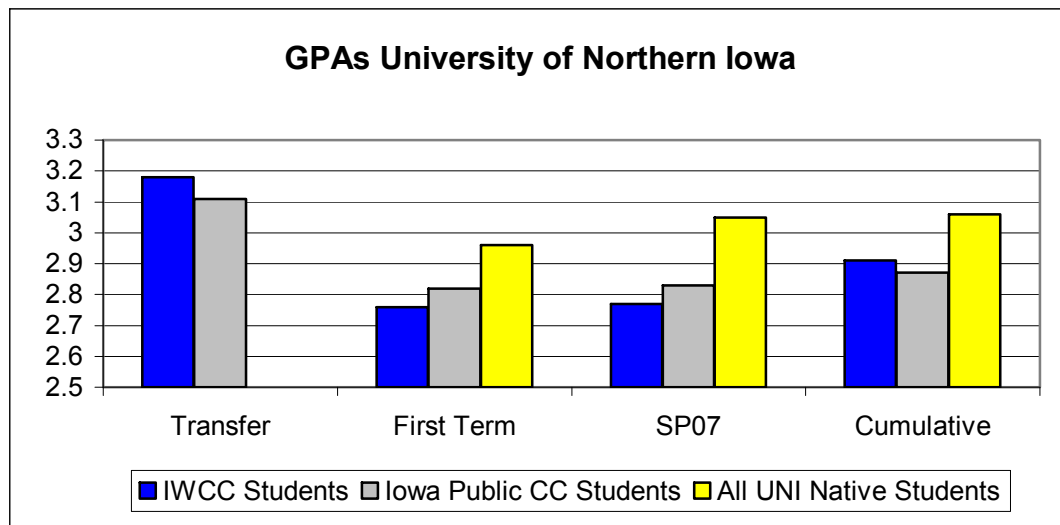
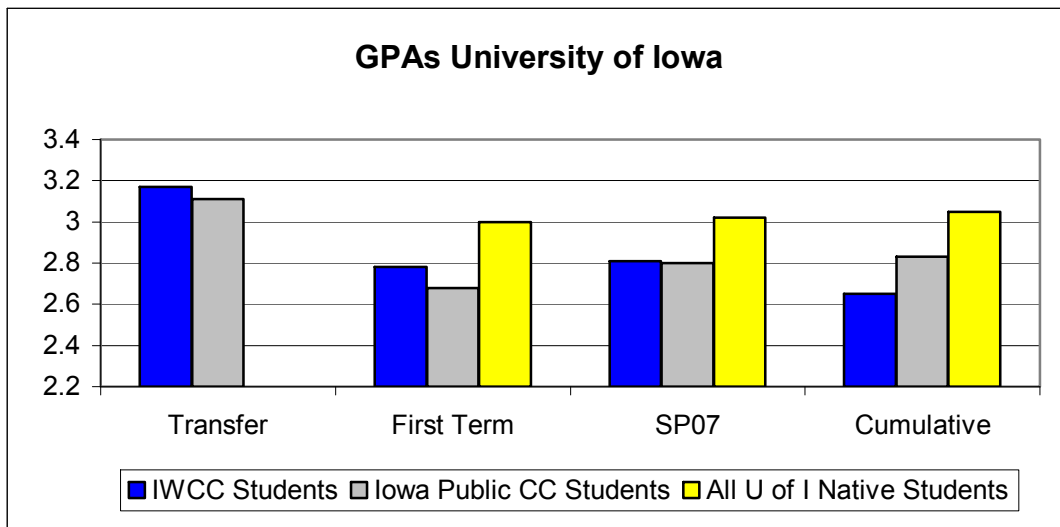
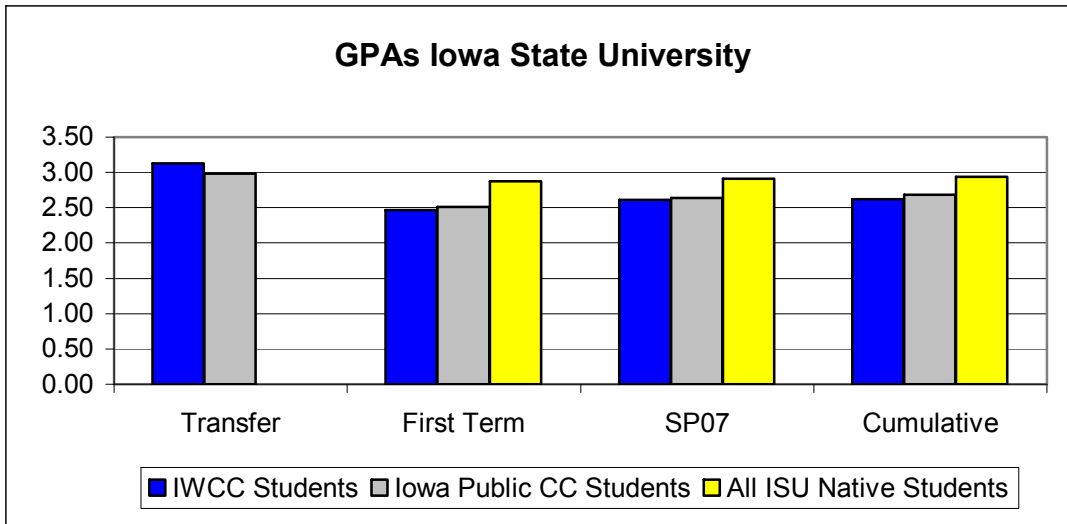


**Former Students of Iowa Western Community College - Transfer Data From Regents Schools -
Spring 2007**

Iowa Western Community College - Iowa State University (SP07 Enrollments)											
All Data Reported by Iowa State University											
Mean Data	#	Transfer in Data		AA, AS, AAS	First Term		Spring 07 Term		Cumulative		Graduate ISU
		Credits Accepted	GPA	Degrees	Hrs Attmt	GPA	Hrs Attmt	GPA	Hrs Attmt	GPA	
IWCC Students	89	54.2	3.13	45	12.4	2.47	12.4	2.61	49.5	2.62	9
Iowa Public CC Students	2635	55.5	2.98	N / Av	11.8	2.51	11.7	2.64	47.7	2.68	N / Av
All ISU Native Students	N / Av				13.0	2.87	12.9	2.91	70.4	2.94	N / Av
Iowa Western Community College - University of Iowa (SP07 Enrollments)											
All Data Reported by University of Iowa											
Mean Data	#	Transfer in Data		AA, AS, AAS	First Term		Spring 07 Term		Cumulative		Graduate U of I
		Credits Accepted	GPA	Degrees	Hrs Attmt	GPA	Hrs Attmt	GPA	Hrs Attmt	GPA	
IWCC Students	29	59	3.17	11	12.3	2.78	11.0	2.81	41.0	2.65	1
Iowa Public CC Students	2187	60	3.11	N / Av	11.0	2.68	11	2.80	44.0	2.83	N / Av
All U of I Native Students	13611				13.0	3.00	13.0	3.02	67.0	3.05	N / Av
Iowa Western Community College - University of Northern Iowa (SP07 Enrollments)											
All Data Reported by University of Northern Iowa											
Mean Data	#	Transfer in Data		AA, AS, AAS	First Term		Spring 07 Term		Cumulative		Graduate UNI
		Credits Accepted	GPA	Degrees	Hrs Attmt	GPA	Hrs Attmt	GPA	Hrs Attmt	GPA	
IWCC Students	19	54.4	3.18	12	12.3	2.76	14.1	2.77	52.5	2.91	3
Iowa Public CC Students	2317	50.3	3.11	N / Av	11.4	2.82	12	2.83	43.3	2.87	N / Av
All UNI Native Students	6156				13.4	2.96	13.5	3.05	68.4	3.06	N / Av

Former Students of Iowa Western Community College - GPAs After Transfer to Regents Schools - Spring 2007



Former Students of Iowa Western Community College - Comparison of Performance Between Degree (AA, AS, AAS) and Non-Degree Transfer Students, Spring 2007

Iowa State University (SP07 Enrollments)											
Based on Data Reported by Iowa State University											
Mean Data	#	Transfer in Data		AA, AS, AAS	First Term		Spring 07 Term		Cumulative		Graduate ISU
		Credits Accepted	GPA*	Degrees	Hrs Attmt	GPA*	Hrs Attmt	GPA	Hrs Attmt	GPA*	
Degree Transfers	45	62.5	3.27	45	12.0	2.62	12.6	2.82	43.3	2.76	4
Non-Degree Transfers	44	45.8	2.9	0	12.8	2.23	12.2	2.41	55.9	2.51	5
IW Students - All	89	54.2	3.13	45	12.4	2.47	12.4	2.61	49.5	2.62	9
*IWCC staff calculates estimates of degree, non-degree group GPAs											
University of Iowa (SP07 Enrollments)											
Based on Data Reported by University of Iowa											
Mean Data	#	Transfer in Data		AA, AS, AAS	First Term		Spring 07 Term		Cumulative		Graduate U of I
		Credits Accepted	GPA*	Degrees	Hrs Attmt	GPA*	Hrs Attmt	GPA*	Hrs Attmt	GPA*	
Degree Transfers	11	72.8	3.35	11	12.1	3.23	12.7	2.89	32.7	2.92	0
Non-Degree Transfers	18	50.0	3.01	0	12.4	2.50	10.8	2.75	45.4	2.54	1
IW Students - All	29	59.0	3.17	11	12.3	2.78	11.0	2.81	41.0	2.65	1
*IWCC staff calculates estimates of degree, non-degree group GPAs											
University of Northern Iowa (SP07 Enrollments)											
Based on Data Reported by University of Northern Iowa											
Mean Data	#	Transfer in Data		AA, AS, AAS	First Term		Spring 07 Term		Cumulative		Graduate UNI
		Credits Accepted	GPA*	Degrees	Hrs Attmt	GPA*	Hrs Attmt	GPA*	Hrs Attmt	GPA*	
Degree Transfers	12	63.3	3.21	12	13.0	2.92	14.0	2.98	56.8	3.03	2
Non-Degree Transfers	7	39.1	3.10	0	11.1	2.45	14.1	2.45	45.0	2.68	1
IW Students - All	19	54.4	3.18	12	12.3	2.76	14.1	2.77	52.5	2.91	3
*IWCC staff calculates estimates of degree, non-degree group GPAs											

Transfers From Iowa Western -
IOWA STATE UNIVERSITY
Based on Spring 07 Enrollments

Current Major	Students*	Transfer Data		First Term		Current Term		Cumulative		Grad Yes/No
		Hrs Acptd	GPA**	Hrs Atmp	GPA**	Hrs Atmp	GPA**	Hrs Atmp	GPA**	
AGRICULTURE										
<i>Ag Studies, Animal Science,</i>										
<i>Ag Ed, Animal Ecology,</i>										
<i>Ag Business, Forestry</i>										
Total/Average	14	58.6	2.7	13.4	2.2	12.9	2.7	49.4	2.6	1
BUSINESS										
<i>Pre-Business, Management,</i>										
<i>Finance, Accounting, Marketing</i>										
Total/Average	19	52.8	3.0	12.4	2.3	12.5	2.2	38.9	2.3	0
HUMAN SCIENCES										
<i>Early Childhood Education, Elementary</i>										
<i>Ed, Health Human Performance,</i>										
<i>Apparel Merchandising Design Prod,</i>										
<i>Child Family Services, Dietetics, Hotel</i>										
<i>Restaurant Instit Mgmt, Pre Prof Health</i>										
Total/Average	13	52.3	3.1	13.2	2.7	12.0	2.8	52.9	2.7	1
ENGINEERING										
<i>Aerospace, Agricultural, Civil,</i>										
<i>Construction, Electrical, Materials,</i>										
<i>Mechanical</i>										
Total/Average	17	58.9	3.3	11.2	2.3	11.3	2.7	60.7	2.6	5
LIBERAL ARTS & SCIENCES										
<i>Art, Biology, Psychology, English,</i>										
<i>History, Computer Science,</i>										
<i>Communication, Journalism</i>										
<i>Communication, Liberal Studies,</i>										
<i>Economics, Music, Political Science,</i>										
<i>Spanish</i>										
Total/Average	22	49.8	3.4	12.5	2.7	13.6	2.9	52.0	2.8	2
Averages, IWCC Students, as reported by ISU	89	54.2	3.13	12.4	2.47	12.4	2.61	49.5	2.62	9

*Report excludes numbers on single students enrolled in colleges / schools; and on students with general or interdisciplinary majors

**IWCC staff calculates estimates of group GPAs

**Transfers From Iowa Western -
UNIVERSITY OF IOWA
Based on Spring 07 Enrollments**

College and Majors Represented	#	Transfer Data		First Term		Current Term		Cumulative		Grad
	Students*	Acpt Hrs	GPA**	Atmp Hrs	GPA**	Atmp Hrs	GPA**	Atmp Hrs	GPA**	
LIBERAL ARTS & SCIENCES										
<i>Art, Asian Languages, Cinema, Communication, Computer Science, English, Environmental Science, Health and Sport, History, Journalism and Mass Comm, Math, Philosophy, Poli Science, Psychology, Science Education, Speech and Hearing, Theatre Arts</i>										
Total / Average	25	58.4	3.2	13.0	2.7	12.4	2.8	43.4	2.6	0
COLLEGE OF BUSINESS										
<i>Finance, Pre-Business</i>										
Total / Average	2	50.0	3.3	9.5	3.1	-	-	22.0	3.2	0
COLLEGE OF NURSING										
<i>Pre RN-BSN, Nursing Special</i>										
Total / Average	2	71.0	2.8	6.0	3.7	4.5	4.0	24.0	3.6	1
IWCC averages as reported by U of I										
	29	59.0	3.2	12.3	2.8	11.0	2.8	41.0	2.7	1

*Report excludes numbers on single students enrolled in colleges / schools; and on students with general or interdisciplinary majors

**IWCC staff calculates estimates of group GPAs

**Transfers From Iowa Western -
UNIVERSITY OF NORTHERN IOWA
Based on Spring 07 Enrollments**

College / School	Student*	Transfer Data		First Term		Current Term		Cumulative		Grad Yes/No
		Hrs Acptd	GPA**	Hrs Atmp	GPA**	Hrs Atmp	GPA**	Hrs Atmp	GPA**	
HUMANITIES AND FINE ARTS										
<i>Art, Communication</i>										
Total / Average	2	63.0	3.5	15.0	3.5	15.5	3.5	60.5	3.4	1
EDUCATION										
<i>Athletic Training, Elementary Ed, Leisure Studies</i>										
Total / Average	6	61.0	3.1	13.8	3.0	14.6	3.3	67.2	3.2	1
SOCIAL & BEHAVIORAL SCIENCES										
<i>Anthropology, Criminology, History, Psychology, Social Science Teaching</i>										
Total / Average	7	47.8	3.2	11.3	2.5	13.2	2.2	49.8	2.6	1
NATURAL SCIENCES										
<i>Chemistry, Math</i>										
Total / Average	2	46.5	3.8	13.0	2.9	15.5	2.8	28.5	2.8	0
IWCC Averages as Reported by UNI	19	54.4	3.2	12.3	2.8	14.1	2.8	52.5	2.9	3

*Report excludes numbers on single students enrolled in colleges / schools; and on students with general or interdisciplinary majors

**IWCC staff calculates estimates of group GPAs