

Iowa State University (Fall 2004 Enrollments)											
Mean Data	Number	Transfer Data		Number w/ Degrees	First Term		Current Term		Cumulative		Graduates
		Credits	GPA		Hrs Attmp	GPA	Hrs Attmp	GPA	Hrs Attmpt	GPA	
Degree Tra	35	59.60	3.34	35	11.44	2.61	11.70	3.42	37.97	2.60	4
Non-Degre	63	39.20	3.17	0	12.82	2.47	12.74	2.58	54.67	2.54	8
Mean as Rep	<b>98</b>	<b>48.50</b>	<b>3.25</b>	<b>35</b>	<b>12.30</b>	<b>2.53</b>	<b>12.40</b>	<b>2.55</b>	<b>48.00</b>	<b>2.77</b>	<b>12</b>
University of Iowa (Fall 2004 Enrollments)											
Mean Data	Number	Transfer Data		Number w/ Degrees	First Term		Current Term		Cumulative		Graduates
		Credits	GPA		Hrs Attmp	GPA	Hrs Attmp	GPA	Hrs Attmpt	GPA	
Degree Tra	8	67.00	3.38	8	9.63	3.05	11.75	2.79	43.75	2.71	0
Non-Degre	13	40.31	2.97	0	12.85	2.22	10.77	2.48	45.61	2.48	2
Mean as Repor	<b>21</b>	<b>50</b>	<b>3.11</b>	<b>8</b>	<b>12.00</b>	<b>2.47</b>	<b>11.00</b>	<b>2.60</b>	<b>45.00</b>	<b>2.84</b>	<b>2</b>
University of Northern Iowa (Fall 2004 Enrollments)											
Mean Data	Number	Transfer Data		Number w/ Degrees	First Term		Current Term		Cumulative		Graduates
		Credits	GPA		Hrs Attmp	GPA	Hrs Attmp	GPA	Hrs Attmpt	GPA	
Degree Tra	6	59.17	3.33	6	11.67	3.17	11.5	3.25	25.3	3.23	0
Non-Degre	8	32.88	3.04	0	12.0	2.48	11.5	2.29	71.4	2.53	
Mean as Rep	<b>14</b>	<b>44.1</b>	<b>3.08</b>		<b>11.9</b>	<b>2.83</b>	<b>11.5</b>	<b>2.72</b>	<b>51.6</b>	<b>2.70</b>	<b>0</b>

**Iowa Western Community College - Iowa State University (Fall 2004 Enrollments)**

Mean Data	Number	Transfer Data		Number w Degrees	First Term		Current Term		Cumulative		Graduated
		Credits	GPA		Hrs Attmp	GPA	Hrs Attmp	GPA	Hrs Attmp	GPA	
IWCC Stud	100	48.5	3.25	35	12.3	2.53	12.4	2.55	48.0	2.77	12
<i>Range</i>		12 - 67	2.11 - 4.00		2 - 17	.21 - 4.00	3 - 20	1.02 - 4.00	9 - 125	.69 - 3.87	
Iowa Public	2984	53.3	2.98		11.7	2.52	11.8	2.59	45.6	2.69	0
All ISU Nat	N Av				12.9	2.85	13.2	2.86	63.3	2.91	

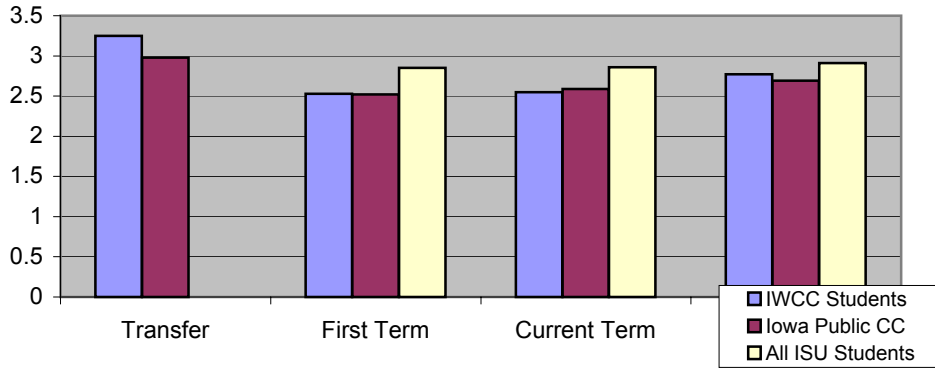
**Iowa Western Community College - University of Iowa (Fall 2004 Enrollments)**

Mean Data	Number	Transfer Data		Number w Degrees	First Term		Current Term		Cumulative		Graduated
		Credits	GPA		Hrs Attmp	GPA	Hrs Attmp	GPA	Hrs Attmp	GPA	
IWCC Stud	21	50.00	3.11	12	12.00	2.47	11.00	2.60	45.00	2.84	2
<i>Range</i>		24 - 86	2.36 - 3.81		3 - 15	.90 - 4.00	3 - 16	.15 - 4.00	14 - 104	.57 - 3.78	
Iowa Public	-	58.00	3.08		11.00	2.62	11.00	2.73	40.00	2.76	N/A
All UI Nativ	14,385	11.00	3.42	-	13.00	2.96	13.00	3.00	57.00	3.01	

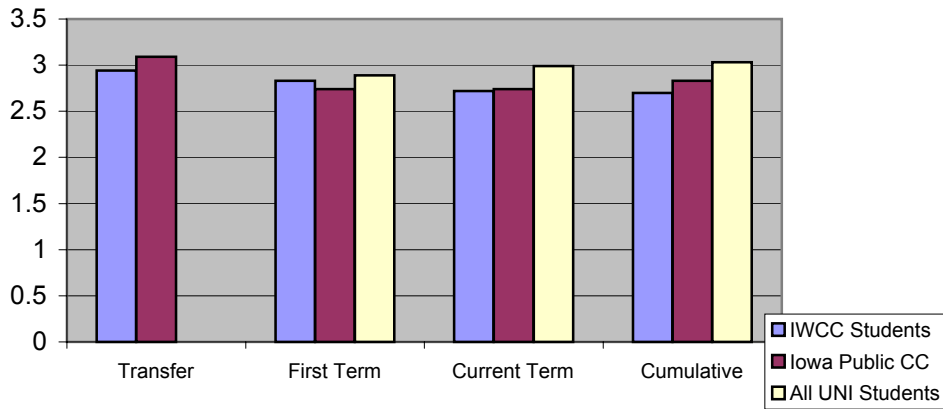
**Iowa Western Community College - University of Northern Iowa (Fall 2004 Enrollments)**

Mean Data	Number	Transfer Data		Number w Degrees	First Term		Current Term		Cumulative		Graduated
		Credits	GPA		Hrs Attmp	GPA	Hrs Attmp	GPA	Hrs Attmp	GPA	
IWCC Stud	14	48.9	2.94	6	11.9	2.83	11.5	2.72	51.6	2.70	0
	0										
<i>Range</i>		3.0 - 65.0	2.56 - 4.00		3 - 16	2.00 - 3.90	3 - 16	1.33 - 3.90	11 - 92	1.74 - 3.85	
Iowa Public	2475	49.7	3.09	N Av	11.5	2.74	11.7	2.74	40.2	2.83	
UNI Native	7249	-	-	-	13.6	2.89	13.4	2.99	63.2	3.03	

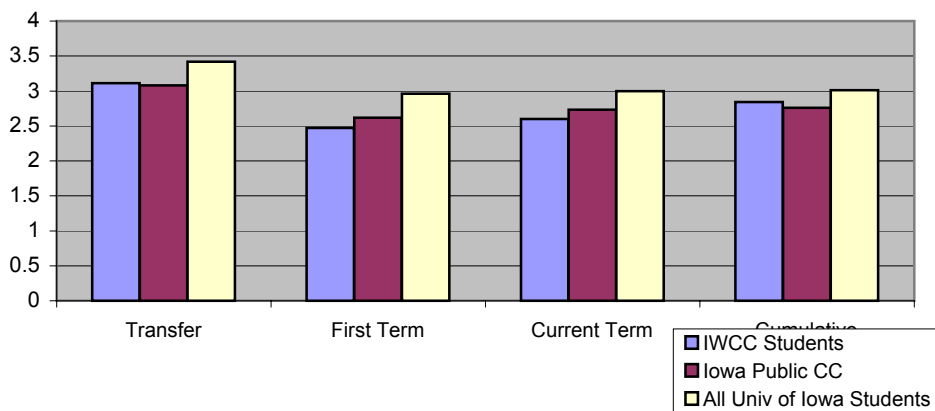
**Performance After Transfer  
IWCC - Iowa State University**



**Performance After Transfer  
IWCC-University of Northern Iowa**



**Performance After Transfer IWCC - University of Iowa**



**IOWA WESTERN COMMUNITY COLLEGE TRANSFER ANALYSIS  
FA04  
IOWA STATE UNIVERSITY**

Current Major	Student	Transfer Data		Degree	First Term		Current Term		Cumulative		Grad Yes/No
		Hrs Acptd	GPA		Hrs Atmp	GPA	Hrs Atmp	GPA	Hrs Atmp	GPA	
<b>AGRICULTURE</b>	16	45.9	2.87	43%	11.1	1.84	12.9	1.97	40.2	2.10	12%
Animal Ecology, Ag Business,											
Ag Systems Technology, Ag											
Biology, Animal Science, Forestry											
Horticulture, Lanscape Architecture											
Zoology											
<b>BUSINESS</b>	14	50.9	3.2	35%	12.8	2.5	12.8	2.54	42.3	2.53	0%
Accounting, Advertising, Management,											
Management Information Systems,											
Marketing, Pre-Business, Production											
Operations Management											
<b>DESIGN</b>	11	37.1	3.06	27%	10.6	2.42	10.1	2.67	48.1	2.62	18%
Art, Art Design, Art Graphics,											
Community & Regional Planning,											
Pre-Advertising, Pre-Architecture											
<b>EDUCATION</b>	4	43	3.33	0%	11.3	2.25	14.5	2.67	44	2.39	0%
Early Childhood Education, Elementary											
Education, Health Human Performance											
<b>ENGINEERING</b>	19	51	3.36	36%	10.5	3.28	11.7	2.32	56.8	2.48	10%
Aerospace Engineering, Architecture,											
Civil Engineering, Computer Science,											
Construction Engineering, Computer											
Engineering, Electrical Engineering											
Engineering, Industrial Technology											
Mechanical Engineering											
<b>FAMILY &amp; CONSUMER SCIENCE</b>	4	52	3.9	50%	13.9	2.93	11	3.46	47.5	3.06	25%
Child Family Services, Dietetics,											
Housing New Environment											
<b>LIBERAL ARTS &amp; SCIENCES</b>	23	50.5	3.28	30%	13	2.41	12.1	2.63	43.7	2.58	13%
Communication Studies, English,											
Finance, Genetics, Geology, History,											
Math, Music, Pre Journalism Mass											
Communication, Political Science,											
Psychology											
<b>MISC.</b>	4	46.8	3.64	75%	13	3.26	11.3	3.13	26.5	3.29	0%
AMPD, DY S, OPEN											
<b>Mean for IWCC Students</b>	<b>95</b>	<b>47.2</b>	<b>3.33</b>	<b>35%</b>	<b>12</b>	<b>2.49</b>	<b>12.1</b>	<b>2.67</b>	<b>43.6</b>	<b>2.63</b>	<b>9.5%</b>

**IOWA WESTERN COMMUNITY COLLEGE TRANSFER ANALYSIS  
FA04  
UNIVERSITY OF NORTHERN IOWA**

Current Major	Student	Transfer Data		Degree	First Term		Current Term		Cumulative		Grad Yes/No
		Hrs Acptd	GPA		Hrs Atmp	GPA	Hrs Atmp	GPA	Hrs Atmp	GPA	
<b>HUMANITIES FINE ARTS</b>	3	41.3	2.71	0	10.3	2.55	9.33	2.56	79.3	2.80	0
English, General Studies											
<b>GENERAL LIBERAL STUDIES</b>	2	48.0	3.66	100%	8.0	3.28	7.5	3.28	12.0	3.37	0
Liberal Science, Physical Educatio											
<b>EDUCATION</b>	2	65	3.2	100%	15.0	3.39	15.0	3.38	46.0	3.31	0
Athletic Training, Elementary Ed											
<b>BUSINESS/MANAGEMENT</b>	2	51	3.53	50%	8.0	2.54	13.0	2.73	27.0	2.53	0
Accounting, Economics, Business											
<b>SOCIAL &amp; BEHAVIORAL SCIEN</b>	4	39.3	3.15	25%	15.0	2.69	12.5	2.1	61.5	2.52	0
Health Promotion, History, Psychology											
<b>NATURAL SCIENCES</b>	1	29.0	2.76	0	13.0	2.08	12.0	3	69.0	2.59	0
Technology Management											
<b>MEAN FOR IWCC STUDENTS</b>	<b>14</b>	<b>44.1</b>	<b>3.17</b>		<b>11.9</b>	<b>2.78</b>	<b>11.5</b>	<b>2.71</b>	<b>51.6</b>	<b>2.83</b>	<b>0</b>

IOWA WESTERN COMMUNITY COLLEGE  
FA 04  
UNIVERSITY OF IOWA

Current Major	Student	Transfer Data		Degree	First Term		Current Term		Cumulative		Grad Yes/No
		Hrs Acptd	GPA		Hrs Atmp	GPA	Hrs Atmp	GPA	Hrs Atmp	GPA	
<b>LIBERAL ARTS &amp; SCIENCES</b>	<b>18</b>	<b>48.6</b>	<b>3.04</b>	<b>27%</b>	<b>12.4</b>	<b>2.32</b>	<b>11.1</b>	<b>2.48</b>	<b>46.1</b>	<b>2.50</b>	<b>11%</b>
Art, Comm Studies, English, Geoscience, Health & Sport, History, Music, Open Major, Pre-Journalism, Psychology, Science Education, Sociology, Therapeutic Recreation,											
<b>COLLEGE OF EDUCATION</b>	<b>1</b>	<b>73.0</b>	<b>3.47</b>	<b>100%</b>	<b>15.0</b>	<b>3.40</b>	<b>16.0</b>	<b>3.29</b>	<b>44.0</b>	<b>3.08</b>	<b>0%</b>
Elementary Education											
<b>COLLEGE OF NURSING</b>	<b>2</b>	<b>56.5</b>	<b>3.72</b>	<b>100%</b>	<b>3.0</b>	<b>4.00</b>	<b>9.0</b>	<b>3.28</b>	<b>35.0</b>	<b>2.94</b>	<b>0%</b>
Nursing RN											
<b>MEAN FOR IWCC STUDENTS</b>	<b>21</b>	<b>58.4</b>	<b>3.28</b>		<b>9.06</b>	<b>3.24</b>	<b>12.03</b>	<b>3.01</b>	<b>41.7</b>	<b>2.84</b>	