

Iowa Western  
Community College



# TRANSFER ANALYSIS OF UNDERGRADUATES

Iowa Regents Institutions  
FA06 Enrollments

Submitted by:  
Barb Vredeveld, Director  
Planning & Institutional Research  
March 2007

## **FA06 TRANSFER ANALYSIS**

### **Iowa Western Community College – Iowa Regents Institutions**

One of the major academic functions of Iowa Western Community College is to provide the first two years of college for those students who plan to transfer and pursue baccalaureate degrees at respective colleges and universities. To assess the institutional effectiveness of this aspect of the college's mission, academic performance of transfer students is tracked.

The Regents Universities in the state (University of Iowa, Iowa State University and University of Northern Iowa) provide feedback to community colleges each semester. Other regional institutions also provide data, but these reports generally are only available after the academic year concludes.

This summary report evaluates transfer performance of Iowa Western Community College's students who were enrolled at the Regents Institutions during the fall 2006 term.

This report analyzes:

- Number of students transferring from Iowa Western Community College who transferred and were enrolled during the term
- Average number of credits that were transferred
- Grade point average (GPA) of transfer credits
- Number of students who had earned an associate's degree before transfer
- First term number of credit hours attempted at the university
- First term grade point average (GPA) at the university
- Current term number of credit hours attempted at the university
- Current term grade point average (GPA) at the university
- Cumulative number of credit hours attempted at the university
- Cumulative grade point average (GPA) at the university
- Number of IWCC transfer students who graduated at the end of the term
- Comparison of performance between students who had earned degrees before transfer and those who had not
- Student transfer performance by college/major at each university

Fall term-to-term trends have also been summarized where data was available. Comparison of IWCC students to the performance of other community college transfer students has varied year to year.

#### **General Comments**

Based upon an analysis of the transfer data, I submit the following general observations re: the fall of 2006 enrollment data:

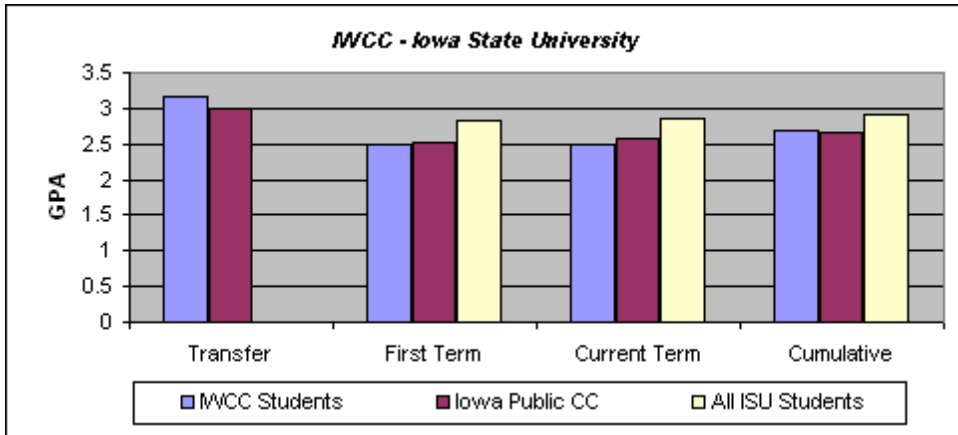
1. The majority of IWCC students who transferred to Regents institutions were enrolled at Iowa State University.
2. IWCC students transferred higher GPA's to Iowa State University, the University of Northern Iowa, and University of Iowa as compared to students from other public community colleges.

3. IWCC students transferred fewer credits to the University of Iowa and Iowa State University but more credits to UNI as compared to students from other community colleges.
4. At the conclusion of the first term of enrollment, IWCC transfer students earned lower GPA's at the University of Northern Iowa, and Iowa State University, and higher GPA's at the University of Iowa as compared to other community college transfer students.
5. IWCC students earned lower GPA's at the conclusion of their first term of enrollment at all Regent's universities as compared to native university students.
6. At the conclusion of the current term of enrollment, IWCC students earned lower GPA's at Iowa State University, the University of Northern Iowa, and the University of Iowa as compared to public community college students.
7. IWCC students earned lower GPA's at the conclusion of their current term of enrollment at all the Regent's universities compared to native university students.
8. IWCC students earned comparable cumulative GPA's at Iowa State University and the University of Northern Iowa, but lower GPA's at the University of Iowa as compared to public community college students.
9. IWCC students earned lower cumulative GPA's as compared to native university students at each of the Regents institutions.
10. Data reflects that IWCC students with degrees awarded prior to transfer transferred higher GPA's and earned higher GPA's than non-degree transfer students during their first term at Iowa State University, the University of Iowa and the University of Northern Iowa.
11. Seven IWCC transfer students graduated from Iowa State University, none from the University of Iowa, and none from University of Northern Iowa at the end of fall 06 term.

**TRANSFER ANALYSIS - IOWA WESTERN COMMUNITY COLLEGE  
REGENTS INSTITUTIONS FA06**

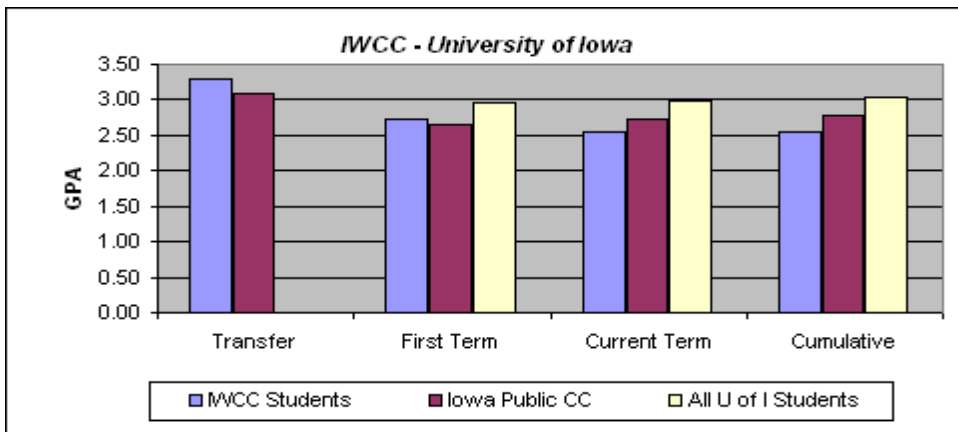
<b>Iowa Western Community College - Iowa State University (FA06 Enrollments)</b>											
Mean Data	Number	Transfer Data		Number w/ Degrees	First Term		Current Term		Cumulative		Graduated
		Credits	GPA		Hrs Attmp	GPA	Hrs Attmp	GPA	Hrs Attmpt	GPA	
IWCC Students	90	53.9	3.17	42	12.2	2.48	12.5	2.49	44.4	2.68	7
<i>Range</i>		12-76	2.19-4.00		2 - 15	0.29 - 4.00	4-18	0.29- 4.00	8-135	0.29 - 3.98	
Iowa Public CC Students	2,787	55.4	2.99	N Av	11.8	2.51	11.7	2.57	41.9	2.67	
All ISU Native Students					13.0	2.84	13.1	2.86	61.1	2.92	
<b>Iowa Western Community College - University of Iowa (FA06 Enrollments)</b>											
Mean Data	Number	Transfer Data		Number w/ Degrees	First Term		Current Term		Cumulative		Graduated
		Credits	GPA		Hrs Attmp	GPA	Hrs Attmp	GPA	Hrs Attmpt	GPA	
IWCC Students (all campuses)	29	55.0	3.30	10	12.0	2.72	12.0	2.56	30.0	2.56	0
<i>Range</i>		24-89	2.25 - 3.96		6-17	0.07-4.00	6-17	0.55- 3.94	6-66	0.76 - 4.00	
Iowa Public CC Students	2,527	60.0	3.10	N Av	11.0	2.65	11.0	2.74	38.0	2.79	
All UI Native Students	14,726				13.0	2.97	13.0	2.99	57.0	3.03	
<b>Iowa Western Community College - University of Northern Iowa (FA06 Enrollments)</b>											
Mean Data	Number	Transfer Data		Number w/ Degrees	First Term		Current Term		Cumulative		Graduated
		Credits	GPA		Hrs Attmp	GPA	Hrs Attmp	GPA	Hrs Attmpt	GPA	
IWCC Students - CB	20	53	3.16	12	12.2	2.67	13.5	2.59	40.4	2.82	0
<i>Range</i>		17-65	2.42-3.88		4-16	0.50-3.90	9-18	0.50- 3.88	12-87	0.50 - 3.82	
Iowa Public CC Students	2,441	50.5	3.11	N Av	11.6	2.77	12.2	2.78	38.1	2.85	N Av
UNI Native Students	6,754				13.5	2.93	13.6	3.01	59.8	3.04	

GPA Performance After Transfer



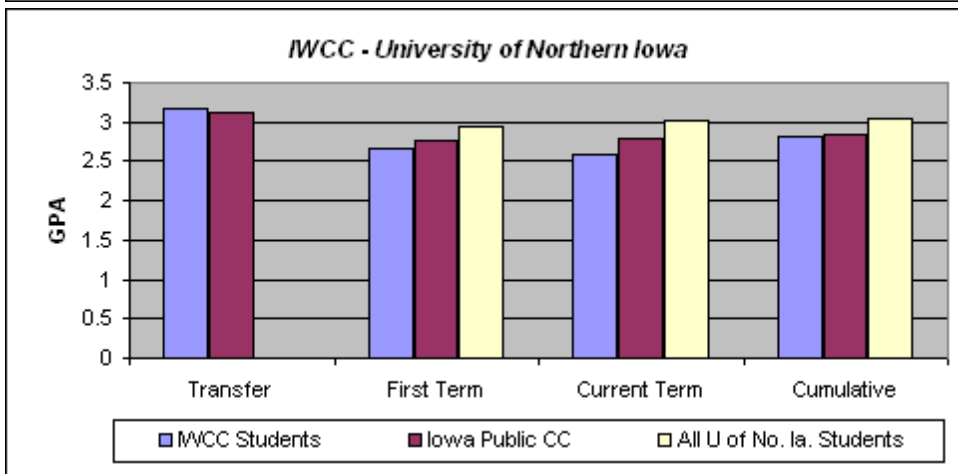
Iowa State

	Transfer	First Term	Current Term	Cumulative
IWCC Students	3.17	2.48	2.49	2.68
Iowa Public CC	2.99	2.51	2.57	2.67
All ISU Students		2.84	2.86	2.92



University of Iowa

	Transfer	First Term	Current Term	Cumulative
IWCC Students	3.30	2.72	2.56	2.56
Iowa Public CC	3.10	2.65	2.74	2.79
All U of I Students		2.97	2.99	3.03



University of Northern Iowa

	Transfer	First Term	Current Term	Cumulative
IWCC Students	3.16	2.67	2.59	2.82
Iowa Public CC	3.11	2.77	2.78	2.85
All U of No. Ia. Students	2.93	3.01		

Transfer Analysis of Undergraduate Students  
 Comparison of Performance Between Degree and Non-Degree Students (A.A., A.S., AAS)  
 Based on FA06 Enrollments

<b>Iowa State University (FA06 Enrollments)</b>											
Mean Data	Number	Transfer Data		Number w/ Degrees*	First Term		Current Term		Cumulative		Graduates
		Credits	GPA		Hrs Attmp	GPA*	Hrs Attmp	GPA*	Hrs Attmpt	GPA*	
Degree Transfer	42	62.4	3.33	42	11.6	2.61	12.2	2.61	40.8	2.83	3
Non-Degree Transfer	48	46.5	3.00		12.5	2.33	12.7	2.41	47.4	2.58	4
<b>MEAN AS REPORTED BY ISU</b>	90	53.9	3.17	42	12.2	2.48	12.5	2.49	44.4	2.68	7
*25-AA; 9-AAS; 8-AS											
<b>University of Iowa (FA06 Enrollments)</b>											
Mean Data	Number	Transfer Data		Number w/ Degrees*	First Term		Current Term		Cumulative		Graduates
		Credits	GPA		Hrs Attmp	GPA	Hrs Attmp	GPA	Hrs Attmpt	GPA	
Degree Transfer	10	70.6	3.49	10	11.9	2.93	12.8	3.00	24.8	2.74	0
Non-Degree Transfer	19	47.3	3.15		12.3	2.60	11.5	2.51	32.6	2.49	0
<b>MEAN AS REPORTED BY U OF I</b>					13.0	2.97	13.0	2.99	57.0	3.03	
*10-AA											
<b>University of Northern Iowa (FA06 Enrollments)</b>											
Mean Data	Number	Transfer Data		Number w/ Degrees*	First Term		Current Term		Cumulative		Graduates
		Credits	GPA		Hrs Attmp	GPA	Hrs Attmp	GPA	Hrs Attmpt	GPA	
Degree Transfer	12	63.3	3.20	12	13.0	2.92	13.9	2.74	44.2	3.02	0
Non-Degree Transfer	8	37.5	3.09		10.9	2.22	12.9	2.35	34.6	2.44	0
<b>MEAN AS REPORTED BY UNI</b>	20	53.0	3.16	12	12.2	2.67	13.5	2.59	40.4	2.82	

Transfer Analysis of Undergraduate Students  
 UNIVERSITY OF IOWA  
 Based on FA06 Enrollments

College and Majors Represented	#	Transfer Data		Degree	First Term		Current Term		Cumulative		Grad
	Students	Acpt Hrs	GPA		Atmp Hrs	GPA	Atmp Hrs	GPA	Atmp Hrs	GPA	
<b>LIBERAL ARTS &amp; SCIENCES</b>											
<i>Psychology, Comm St.,</i>											
<i>Art, Music, History, Liberal</i>											
<i>Studies, Political Science,</i>											
<i>Health &amp; Sports Science, Theatre</i>											
<i>Arts, Pre-Journalism, Cinema,</i>											
<i>Asian Language &amp; Literature</i>											
<b>Total Weighted Average</b>	<b>26</b>	<b>55.1</b>	<b>3.34</b>	<b>10</b>	<b>12.2</b>	<b>2.73</b>	<b>12.0</b>	<b>2.76</b>	<b>30.1</b>	<b>2.58</b>	<b>0</b>
<b>COLLEGE OF EDUCATION</b>											
<i>Elementary Education, Science</i>											
<i>Education</i>											
<b>Total Weighted Average</b>	<b>2</b>	<b>52.5</b>	<b>2.79</b>	<b>-</b>	<b>11.0</b>	<b>2.17</b>	<b>11.0</b>	<b>1.32</b>	<b>25.0</b>	<b>1.75</b>	<b>0</b>
<b>COLLEGE OF BUSINESS</b>											
<i>Finance</i>											
<b>Total Weighted Average</b>	<b>1</b>	<b>67.0</b>	<b>3.10</b>		<b>13.0</b>	<b>3.44</b>	<b>12.0</b>	<b>3.17</b>	<b>34.0</b>	<b>3.26</b>	<b>0</b>
<b>COLLEGE OF NURSING</b>											
<b>Total Weighted Average</b>	<b>-</b>	<b>-</b>	<b>-</b>	<b>-</b>	<b>-</b>	<b>-</b>	<b>-</b>	<b>-</b>	<b>-</b>	<b>-</b>	<b>-</b>
<b>TOTALS FOR IWCC STUDENTS</b>	<b>29</b>	<b>55.0</b>	<b>3.30</b>		<b>12.0</b>	<b>2.72</b>	<b>12.0</b>	<b>2.56</b>	<b>30.0</b>	<b>2.56</b>	<b>0</b>
<b>Mean for Iowa CC Students</b>	<b>2,527</b>	<b>60.0</b>	<b>3.10</b>		<b>11.0</b>	<b>2.65</b>	<b>11.0</b>	<b>2.74</b>	<b>38.0</b>	<b>2.79</b>	
<b>Mean for all UI students</b>					<b>13.0</b>	<b>2.97</b>	<b>13.0</b>	<b>2.99</b>	<b>57.0</b>	<b>3.03</b>	

Transfer Analysis of Undergraduate Students  
 UNIVERSITY OF NORTHERN IOWA  
 Based on FA06 Enrollments

Current Major	Student	Transfer Data		Degree	First Term		Current Term		Cumulative		Grad Yes/No
		Hrs Acptd	GPA		Hrs Atmp	GPA	Hrs Atmp	GPA	Hrs Atmp	GPA	
<b>HUMANITIES AND FINE ARTS</b>	2	60.0	3.31	2	10.5	2.82	13.0	2.62	35.5	2.83	0
<i>Art Studio, Interior Design</i>											
<b>GENERAL/LIBERAL STUDIES</b>	1	60.0	2.42	1	12.0	1.84	15.0	2.53	42.0	2.57	0
<b>EDUCATION</b>	7	56.7	3.08	4	13.6	2.65	14.3	2.93	48.9	3.09	0
<i>Athletic Training, Elementary Education</i>											
<i>Leisure Studies - youth</i>											
<b>BUSINESS/MANAGEMENT</b>	1	47.0	3.06		12.0	1.83	12.0	1.83	12.0	1.83	0
<i>Finance</i>											
<b>SOCIAL &amp; BEHAVIORAL SCIENCES</b>	5	53.8	3.23	3	11.2	2.67	12.8	2.41	45.6	2.56	0
<i>Psychology, History, Social Sciences</i>											
<i>Anthropology</i>											
<b>NATURAL SCIENCES &amp; TECH</b>	3	51.3	3.53	2	13.7	3.14	13.3	2.54	25.7	3.05	0
<i>Electronic Communications, Chemistry,</i>											
<i>Math</i>											
<b>DECIDING</b>	1	13.0	2.85		6.0	2.50	13.0	1.72	35.0	2.00	0
<b>As reported by UNI</b>	<b>20</b>	<b>53.0</b>	<b>3.16</b>	<b>12</b>	<b>12.2</b>	<b>2.67</b>	<b>13.5</b>	<b>2.59</b>	<b>40.4</b>	<b>2.82</b>	
<b>Mean for Iowa Public CC Students</b>		<b>50.5</b>	<b>3.11</b>		<b>11.6</b>	<b>2.77</b>	<b>12.2</b>	<b>2.78</b>	<b>38.1</b>	<b>2.85</b>	
<b>Mean for UNI Students</b>					<b>13.5</b>	<b>2.93</b>	<b>13.6</b>	<b>3.01</b>	<b>59.8</b>	<b>3.04</b>	

Transfer Analysis of Undergraduate Students  
IOWA STATE UNIVERSITY  
Based on FA06 Enrollments

Current Major	Student	Transfer Data		Degree	First Term		Current Term		Cumulative		Grad Yes/No
		Hrs Acptd	GPA		Hrs Atmp	GPA	Hrs Atmp	GPA	Hrs Atmp	GPA	
<b>AGRICULTURE</b>	10	62.7	2.73	5	12.3	2.52	12.7	2.26	36.4	2.75	0
<i>Ag Systems Tech, Animal Science,</i>											
<i>Ag Ed, Animal Ecology, Ag Studies,</i>											
<i>Ag Business, Zoology, Forestry,</i>											
<b>BUSINESS</b>	11	54.9	3.13	5	12.5	2.42	13.4	2.48	30.7	2.57	1
Pre-Business, Management,											
Finance, Accounting, Marketing,											
Production & Operation Mgmt											
<b>DESIGN</b>	8	41.0	3.32	3	12.0	2.70	11.2	2.97	44.0	2.74	1
<i>Architecture, Pre-Architecture, Art</i>											
<b>HUMAN SCIENCES</b>	12	51.6	3.13	3	13.0	2.72	12.5	2.56	47.2	2.73	0
<i>Early Childhood Education, Elementary</i>											
<i>Education, Health Human Performance</i>											
<i>Exercise &amp; Sports Science, Industrial Tech</i>											
<i>Child Family Services, Dietetics, Housing</i>											
<i>New Environment</i>											
<b>ENGINEERING</b>	19	48.9	3.31	9	11.4	2.17	13.0	2.45	52.7	2.57	0
<i>Aerospace Engineering, Architectural Eng,</i>											
<i>Civil Engineering, Computer Engineering</i>											
<i>Construction Engineering,</i>											
<i>Electrical Engineering, Engineering,</i>											
<i>Industrial Technology Engineering and</i>											
<i>Mechanical Engineering</i>											
<b>LIBERAL ARTS &amp; SCIENCES</b>	29	52.7	3.29	17	12.4	2.49	12	2.59	44.5	2.74	4
<i>History, Biology, Psychology,</i>											
<i>Anthropology, English, Computer</i>											
<i>Studies, Journalism &amp; Mass</i>											
<i>Communication, Advertising,</i>											
<i>Liberal Studies, Geology, Computer Science</i>											
<b>GREENLEE SCHOOL OF JOURNALISM</b>	1	63.0	3.40	-	3.0	2.67	12.0	3.75	78.0	3.08	1
<b>IWCC Students</b>	90	53.9	3.17	42	12.2	2.48	12.5	2.49	44.5	2.68	7
<b>Mean for Iowa CC Students</b>		55.4	2.99		11.8	2.51	11.7	2.57	41.9	2.67	
<b>Mean for all ISU Native Students</b>					13.0	2.84	13.1	2.86	61.1	2.92	

**FALL TO FALL SEMESTER COMPARISON**

**Iowa State University**

Term	Number	Transfer Data		Number w/	First Term		Current Term		Cumulative		Graduates
	Students	Credits	GPA	Degrees	Hrs Attmp	GPA	Hrs Attmp	GPA	Hrs Attmpt	GPA	
FA98	99	48.80	3.04	21	11.60	2.56	12.20	2.61	48.50	2.61	10
FA99	89	45.70	3.02	25	11.00	2.38	11.70	2.43	37.20	2.57	7
FA00	N Av	N Av	N Av	N Av	N Av	N Av	N Av	N Av	N Av	N Av	N Av
FA01	N Av	N Av	N Av	N Av	N Av	N Av	N Av	N Av	N Av	N Av	N Av
FA02	114	46.10	3.05	33	12.00	2.54	12.20	2.67	51.00	2.72	0
FA03	101	44.90	3.18	26	11.90	2.58	12.20	2.62	48.90	2.74	4
FA04	100	48.50	3.25	35	12.30	2.53	12.40	2.55	48.00	2.77	12
FA05	94	50.60	3.25	39	12.10	2.48	12.90	2.5	47.50	2.6	7
FA06	90	53.9	3.17	42	12.2	2.48	12.5	2.49	44.4	2.68	7

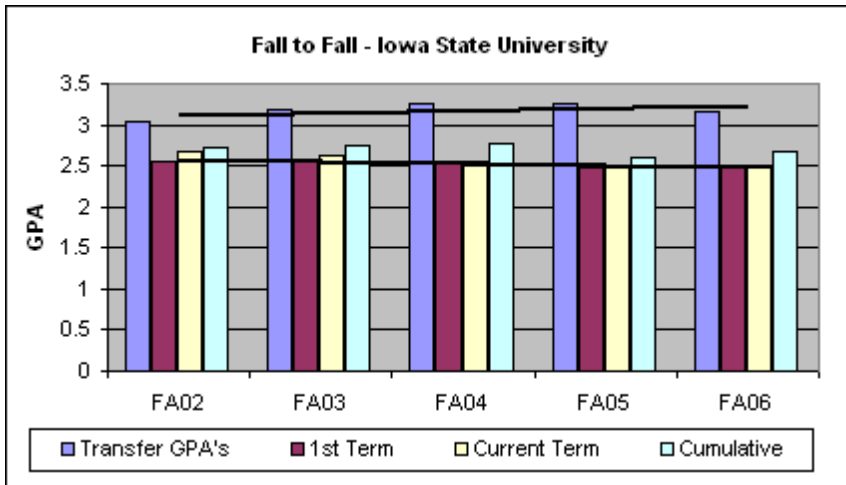
**University of Iowa**

Term	Number	Transfer Data		Number w/	First Term		Current Term		Cumulative		Graduates
	Students	Credits	GPA	Degrees	Hrs Attmp	GPA	Hrs Attmp	GPA	Hrs Attmpt	GPA	
FA98	28	47.0	2.99	8	11.0	2.59	11.0	2.69	45.0	2.79	1
FA99	N Av	N Av	N Av	N Av	N Av	N Av	N Av	N Av	N Av	N Av	N Av
FA00	25	54.0	3.22	12	12.0	2.72	13.0	2.65	33.0	2.63	0
FA01	33	49.0	3.23	13	12.0	2.42	12.0	2.48	34.0	2.65	0
FA02	26	49.0	3.14	8	11.0	2.70	12.0	2.65	43.0	2.84	3
FA03	22	55.0	3.30	12	10.0	2.69	11.0	2.59	39.0	2.93	0
FA04	21	50.0	3.11	2	12.0	2.47	11.0	2.60	45.0	2.84	0
FA05	23	57.0	3.05	10	12.0	2.69	10.0	2.82	29.0	2.73	1
FA06	29	55.0	3.30	10	12.0	2.72	12.0	2.56	30.0	2.56	0

**University of Northern Iowa**

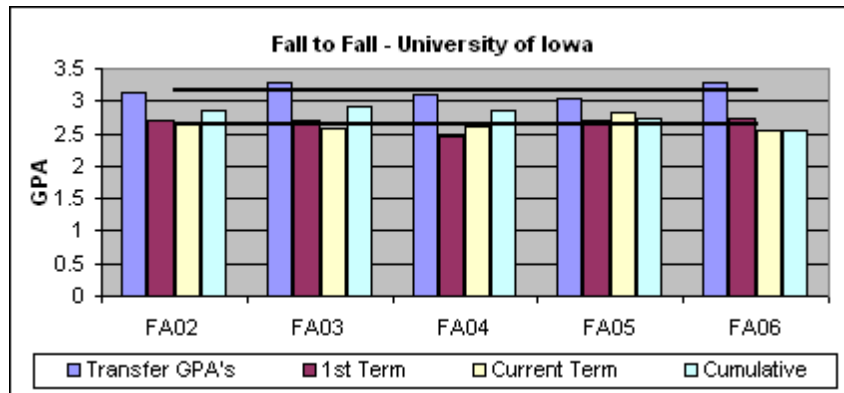
Term	Number	Transfer Data		Number w/	First Term		Current Term		Cumulative		Graduates
	Students	Credits	GPA	Degrees	Hrs Attmp	GPA	Hrs Attmp	GPA	Hrs Attmpt	GPA	
FA98	17	43.8	3.20	10	12.20	2.57	12.90	2.75	44.20	2.87	1
FA99	16	45.2	3.08	8	11.10	2.49	13.10	2.76	40.80	2.76	2
FA00	N Av	N Av	N Av	N Av	N Av	N Av	N Av	N Av	N Av	N Av	N Av
FA01	N Av	N Av	N Av	N Av	N Av	N Av	N Av	N Av	N Av	N Av	N Av
FA02	24	45.3	3.08	11	11.90	2.75	12.80	2.80	31.20	2.80	0
FA03	18	48.9	2.94	9	13.00	2.66	11.70	2.55	51.10	2.80	2
FA04	14	44.1	3.08	6	11.90	2.83	11.50	2.72	51.60	2.70	0
FA05	20	53.6	3.04	11	12.60	2.63	12.70	2.6	27.60	2.66	1
FA06	20	53.0	3.16	12	12.2	2.67	13.5	2.59	40.4	2.82	0

**FALL TO FALL SEMESTER COMPARISON**



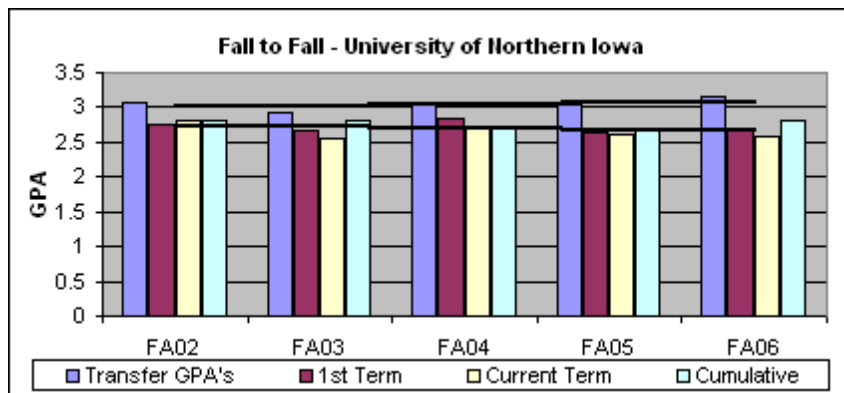
Term	Transfer GPA's	1st Term	Current Term	Cumulative
FA02	3.05	2.54	2.67	2.72
FA03	3.18	2.58	2.62	2.74
FA04	3.25	2.53	2.55	2.77
FA05	3.25	2.48	2.50	2.60
FA06	3.17	2.48	2.49	2.68

Trendlines: Transfer and 1st Term



Term	Transfer GPA's	1st Term	Current Term	Cumulative
FA02	3.14	2.70	2.65	2.84
FA03	3.30	2.69	2.59	2.93
FA04	3.11	2.47	2.60	2.84
FA05	3.05	2.69	2.82	2.73
FA06	3.30	2.72	2.56	2.56

Trendlines: Transfer and 1st Term



Term	Transfer GPA's	1st Term	Current Term	Cumulative
FA02	3.08	2.75	2.80	2.80
FA03	2.94	2.66	2.55	2.80
FA04	3.08	2.83	2.72	2.7
FA05	3.04	2.63	2.60	2.66
FA06	3.16	2.67	2.59	2.82

Trendlines: Transfer and 1st Term