

TRANSFER ANALYSIS OF UNDERGRADUATE STUDENTS
Comparison of Performance Between Degree and Non-degree Students (A.A., AS, AAS)
Based on SP04 Enrollments

Iowa State University (Spring 2004 Enrollments)											
Mean Data	Number	Transfer Data		Number w/ Degrees	First Term		Current Term		Cumulative		Graduates
		Credits	GPA		Hrs Attmp	GPA	Hrs Attmp	GPA	Hrs Attmpt	GPA	
Degree Transfer	26	60.55	3.25	26	10.94	2.53	13.70	2.61	45.09	2.67	1
Non-Degree Transfer	67	42.40	3.12	0	11.70	2.46	12.56	2.52	58.00	2.76	10
MEAN AS REPORTED BY ISU	93	47.50	3.16		12.30	2.59	13.10	2.60	56.20	2.80	11
University of Iowa (Spring 2004 Enrollments)											
Mean Data	Number	Transfer Data		Number w/ Degrees	First Term		Current Term		Cumulative		Graduates
		Credits	GPA		Hrs Attmp	GPA	Hrs Attmp	GPA	Hrs Attmpt	GPA	
Degree Transfer	8	70.62	3.48	8	7.60	3.46	10.42	2.20	29.00	2.64	0
Non-Degree Transfer	10	43.00	3.00	-	10.30	2.48	11.70	3.18	51.60	2.92	0
MEAN AS REPORTED BY U OF I	18	55.00	3.19		10.00	3.00	10.00	2.95	42.00	3.05	0
University of Northern Iowa (Spring 2004 Enrollments)											
Mean Data	Number	Transfer Data		Number w/ Degrees	First Term		Current Term		Cumulative		Graduates
		Credits	GPA		Hrs Attmp	GPA	Hrs Attmp	GPA	Hrs Attmpt	GPA	
Degree Transfer	6	59.50	3.35	6	11.00	2.99	12.80	3.09	55.80	3.03	2
Non-Degree Transfer	8	35.00	2.90	-	13.10	2.48	12.90	2.37	60.00	2.53	0
MEAN AS REPORTED BY UNI	14	45.50	3.05	6	12.20	2.65	12.90	2.66	58.20	2.83	2

**TRANSFER ANALYSIS
IOWA WESTERN COMMUNITY COLLEGE - REGENTS INSTITUTIONS
SP04**

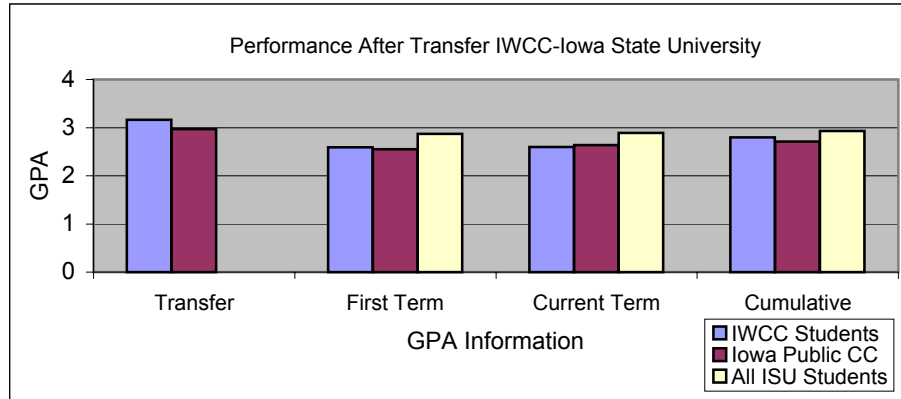
Iowa Western Community College - Iowa State University (Spring 2004 Enrollments)											
Mean Data	Number	Transfer Data		Number w/ Degrees	First Term		Current Term		Cumulative		Graduated
		Credits	GPA		Hrs Attmp	GPA	Hrs Attmp	GPA	Hrs Attmpt	GPA	
IWCC Students	93	47.5	3.16	26	12.3	2.59	13.3	2.60	56.2	2.80	11
<i>Range</i>		15-67	2.08 - 4.00		3 - 17	.21 - 4.00	3 - 21	.33-4.00	12.5-109	.20-3.94	
Iowa Public CC Students	2876	52.1	2.97	N Av	11.7	2.55	12.0	2.64	52.3	2.71	-
All ISU Native Students					12.9	2.87	13.2	2.89	71.6	2.93	-
Iowa Western Community College - University of Iowa (Spring 2004 Enrollments)											
Mean Data	Number	Transfer Data		Number w/ Degrees	First Term		Current Term		Cumulative		Graduated
		Credits	GPA		Hrs Attmp	GPA	Hrs Attmp	GPA	Hrs Attmpt	GPA	
IWCC Students (all campuses)	18	55.00	3.19	8	10.00	3.00	10.00	2.95	42.00	3.08	0
<i>Range</i>		15-105	2.02 - 4.00		3 - 15	1.55 - 4.00	6 - 15	1.55 - 4.00	9 - 111	0.81-3.96	
Iowa Public CC Students	-	59.00	3.04	-	11.00	2.62	11.00	2.76	43.00	2.78	N/A
All UI Native Students		10.00	3.42	-	13.00	2.96	13.00	3.01	67.00	3.03	
Iowa Western Community College - University of Northern Iowa (Spring 2004 Enrollments)											
Mean Data	Number	Transfer Data		Number w/ Degrees	First Term		Current Term		Cumulative		Graduated
		Credits	GPA		Hrs Attmp	GPA	Hrs Attmp	GPA	Hrs Attmpt	GPA	
IWCC Students - CB	14	45.5	3.05	6	12.0	2.65	12.9	2.66	58.2	2.83	2
- Clarinda	0										
<i>Range</i>	0	3.0 - 68.0	2.53-4.00		3 - 16	1.67-3.67	6-18	1.27-4.00	31656.0	1.56-3.89	
Iowa Public CC Students	2335	48.9	3.08	N Av	11.5	2.77	11.8	2.82	44.7	2.85	
UNI Native Students	6518	-	-	-	13.7	2.92	13.4	3.05	72.1	3.05	

UNIVERSITY OF NORTHERN IOWA											
Based on Spring 2004 Enrollments											
College and Majors Represented	#	Transfer Data		Degree	First Term		Current Term		Cumulative		Grad
		Students	Acpt Hrs		GPA	Atmp Hrs	GPA	Atmp Hrs	GPA	Attmp Hrs	
HUMANITIES AND FINE ARTS	3	40.3	2.96	1	13.0	2.67	15.0	2.50	64.0	2.65	1
<i>Communications-General, English, Art History,</i>											
<i>Art Studies</i>											
GENERAL/LIBERAL STUDIES	2	39.5	3.26	1	3.0	2.83	4.5	3.00	38.5	3.15	0
EDUCATION	1	65.0	2.73	1	14.0	2.88	13.0	2.44	54.0	2.77	0
<i>Athletic Training</i>											
BUSINESS/MANAGEMENT	1	65.0	2.71	1	14.0	1.67	13.0	1.46	27.0	1.57	0
SOCIAL AND BEHAVIORAL SCIENCES	4	36.2	3.04		15.8	2.59	14.0	2.47	60.8	2.59	0
<i>Psychology, History, Youth and Human Services</i>											
NATURAL SCIENCES	3	54.0	3.41	2	11.7	3.04	14.6	3.41	74.0	3.15	1
<i>Biology, Technology Management,</i>											
MEAN FOR IWCC STUDENTS	14	45.5	3.05	6	12	2.65	12.9	2.66	58.2	2.83	2

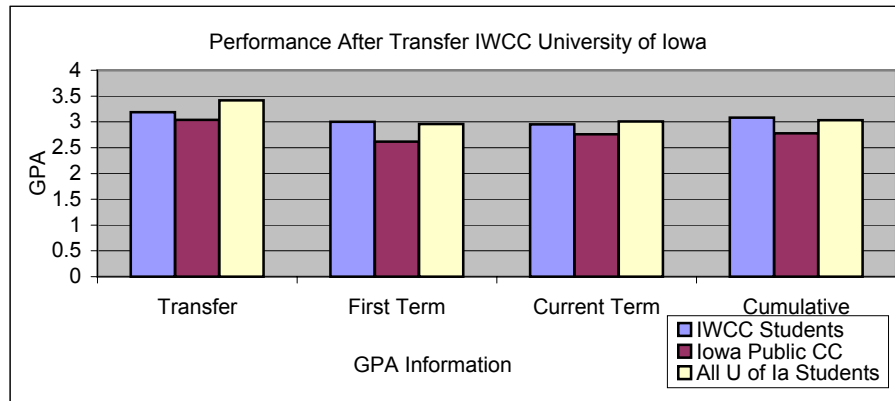
IOWA STATE UNIVERSITY											
Based on Spring 2004 Enrollments											
College and Majors Represented	#	Transfer Data		Degree	First Term		Current Term		Cumulative		Grad
		Students	Acpt Hrs		GPA	Atmp Hrs	GPA	Atmp Hrs	GPA	Atmp Hrs	
AGRICULTURE	12	47.0	2.88	4	11.7	2.18	16.12	2.25	56.1	2.23	1
<i>Forestry, Ag Studies, Ag Business, Animal Science, Ag Ed, Animal Ecology, Horticulture.</i>											
<i>AgBiology, Microbiology, Ag Systems Tech, Plant Health</i>											
BUSINESS	19	53.2	3.07	5	12.0	2.74	13.4	2.58	44.6	2.69	1
<i>Pre-business, Management, Finance, Accounting, Marketing, Production & Operation</i>											
<i>Management, Mgmt Information Systems</i>											
DESIGN	7	47.7	3.24	4	11.83	2.32	11.7	2.12	54.6	3.00	1
<i>Art & Graphic Design, Art, Pre-Architecture, Art and Interior Design, Community & Regional Planning</i>											
EDUCATION	6	35.2	3.50	0	14.08	2.47	15.5	3.02	69.6	2.83	2
<i>Elementary Education, Community Health, Exercise & Sports Science, Industrial Tech</i>											
<i>Early Childhood Education</i>											
ENGINEERING	15	42.9	3.48	5	11.3	2.86	13.0	2.50	63.4	2.69	0
<i>Computer Engineering, Mechanical Engineering, Civil Engineering, Aerospace Engineering, Electrical Engineering, Construction Engineering</i>											
<i>Industrial Engineering</i>											
FAMILY & CONSUMER SCIENCE	4	57.2	3.47	1	13.5	3.04	11.0	2.96	61.5	2.97	1
<i>Child & Family Service, Dietetics, Housing and Near Environment, Consumer Education</i>											
LIBERAL ARTS & SCIENCES	30	49.0	3.16	7	12.3	2.16	12.4	2.66	57.6	2.53	5
<i>History, Biology, Psychology, Anthropology, English, Computer Studies, Journalism & Mass Communication, Advertising, Liberal Studies, Geology, Computer Science, Genetics, Liberal Arts & Sciences, Communication Studies</i>											
MEAN FOR IWCC STUDENTS	93	47.5	3.16	26	12.3	2.59	13.1	2.60	56.2	2.80	11

UNIVERSITY OF IOWA											
Based on Spring 2004 Enrollments											
College and Majors Represented	#	Transfer Data		Degree	First Term		Current Term		Cumulative		Grad
		Students	Acpt Hrs		GPA	Atmp Hrs	GPA	Atmp Hrs	GPA	Atmp Hrs	
LIBERAL ARTS & SCIENCES	13	55.5	3.16	4	11.16	2.81	11.9	3.05	47.5	2.94	0
<i>Psychology, Sociology, Journalism & Mass</i>		15-122	2.53-4.00		3-14	1.66-3.98	8-16	1.66-4.17	9-111	1.66-3.96	
<i>Communication, Art, Music, History, Liberal</i>											
<i>Studies, Geoscience, Prebusiness, Health</i>											
<i>& Sports Studies, Theatre Arts, Pre-Journalism</i>											
COLLEGE OF EDUCATION	1	67.0	3.51	1	15.00	3.40	13.0	2.46	28.0	2.96	0
<i>Elementary Education</i>											
COLLEGE OF NURSING	4	51.5	3.31	3	3.75	3.83	8.5	2.98	25.5	2.78	0
		47-61	2.33-3.77		3-6	3.34-4.00	6-13	2.00-4.00			
MEAN FOR IWCC STUDENTS	18	55.0	3.19	8	10.00	3.00	10.0	2.95	42.0	3.08	

**IOWA WESTERN COMMUNITY COLLEGE
GPA Performance After Transfer
SP04**

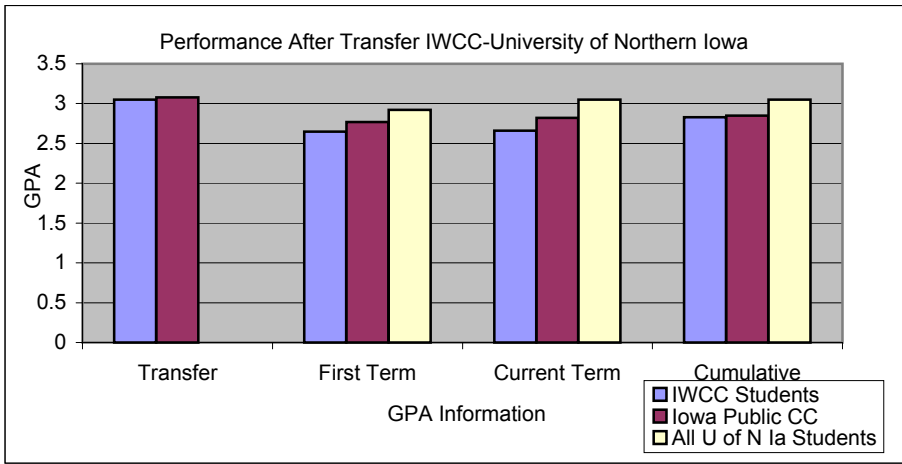


	Transfer	First Term	Current Term	Cumulative
IWCC Students	3.16	2.59	2.60	2.80
Iowa Public CC	2.97	2.55	2.64	2.71
All ISU Students	-	2.87	2.89	2.93



	Transfer	First Term	Current Term	Cumulative
IWCC Students	3.19	3.00	2.95	3.08
Iowa Public CC	3.04	2.62	2.76	2.78
All U of Ia Students	3.42	2.96	3.01	3.03

**IOWA WESTERN COMMUNITY COLLEGE
GPA Performance After Transfer
SP04**



	Transfer	First Term	Current Term	Cumulative
IWCC Students	3.05	2.65	2.66	2.83
Iowa Public CC	3.08	2.77	2.82	2.85
All U of N Ia Studer	-	2.92	3.05	3.05